

INSTALLATION INSTRUCTIONS

VEHICLE

HITCH NO.

JEEP WRANGLER

75193
33036

EQUIPMENT REQUIRED:

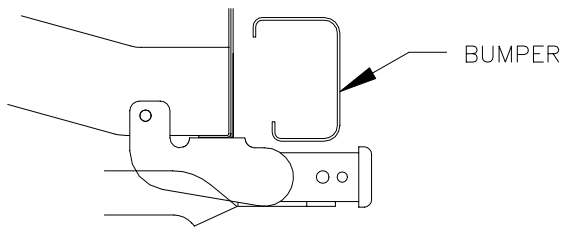
WIRING ACCESS LOCATION: SUV5, SUV7

DRILL BITS:

HITCH REQUIRES 5/8" PIN AND CLIP IF STABILIZING PIN IS NOT INSTALLED.

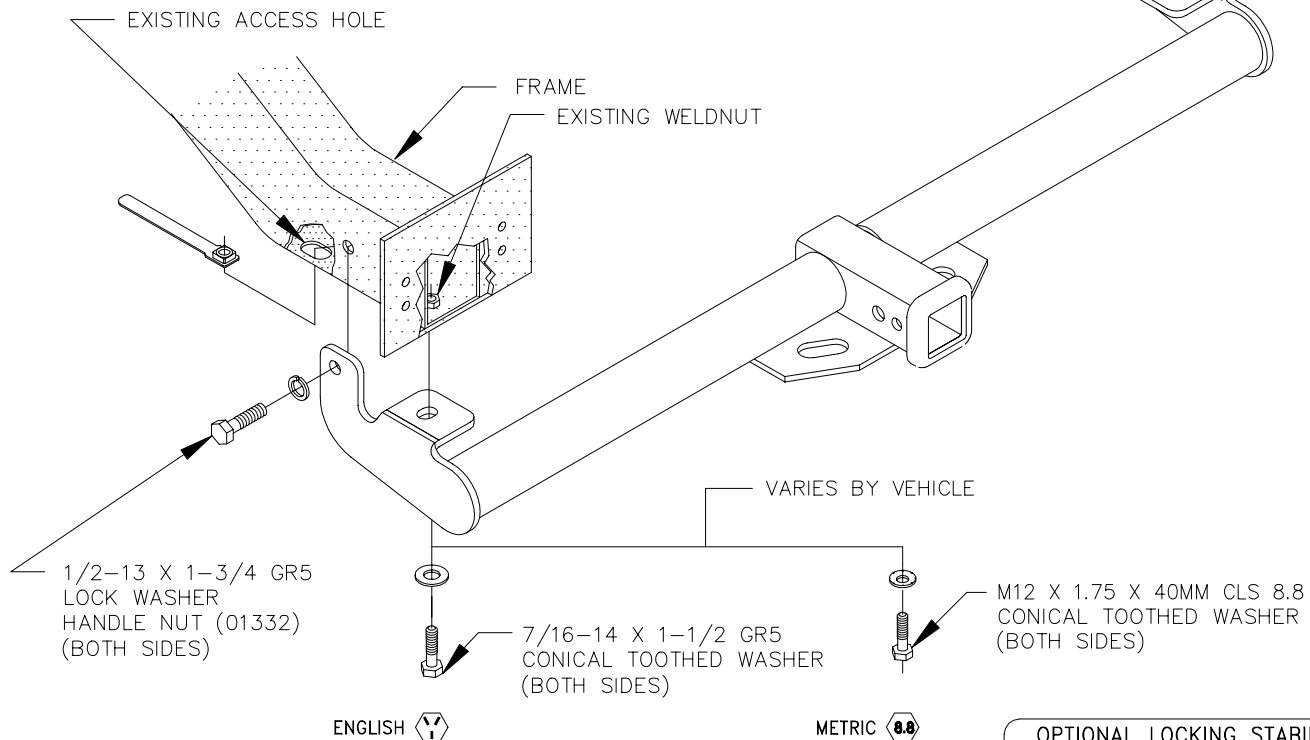
WRENCHES: (TIGHTEN ALL FASTENERS WITH TORQUE WRENCH) 5/8, 3/4

3500 LB MAX GROSS TRAILER WT
300 LB MAX TONGUE WEIGHT
DO NOT EXCEED TOWING VEHICLE RATINGS
DO NOT USE WITH WEIGHT-DISTRIBUTING
(SPRING BAR TYPE) HITCH.



BUMPER

HITCH SHOWN IN PROPER POSITION



EXISTING ACCESS HOLE

FRAME

EXISTING WELDNUT

VARIES BY VEHICLE

1/2-13 X 1-3/4 GR5
LOCK WASHER
HANDLE NUT (01332)
(BOTH SIDES)

7/16-14 X 1-1/2 GR5
CONICAL TOOTHED WASHER
(BOTH SIDES)

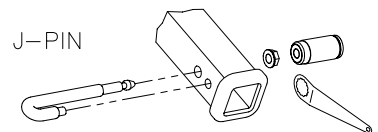
M12 X 1.75 X 40MM CLS 8.8
CONICAL TOOTHED WASHER
(BOTH SIDES)

ENGLISH

METRIC

OPTIONAL LOCKING STABILIZING PIN

J-PIN



(Order Separately)

1. REMOVE EXISTING BOLT FROM FRAME/BUMPER ATTACHMENT (ONE FROM EACH SIDE OF VEHICLE).
2. IF VEHICLE IS EQUIPPED, REMOVE TOW HOOKS AND RETURN TO CUSTOMER.
3. LIFT HITCH INTO POSITION AS SHOWN. REPLACE BOLTS REMOVED IN STEP ONE WITH 7/16-14 X 1 1/2 BOLTS OR M12 X 1.75 X 40MM BOLTS AS SHOWN. BOLTS REQUIRED VARY BY VEHICLE. INSTALL REMAINING FASTENERS AS SHOWN ABOVE.

TIGHTEN 7/16 GR5 FASTENERS TO 50 LB.-FT.
TIGHTEN 1/2 GR5 FASTENERS TO 50 LB.-FT.
TIGHTEN M12 CL8.8 FASTENERS TO 68 LB.-FT.

THIS PRODUCT COMPLIES WITH SAFETY SPECIFICATIONS AND REQUIREMENTS FOR CONNECTING DEVICES AND TOWING SYSTEMS OF THE STATE OF NEW YORK AND V.E.S.C. REGULATION V-5.

APPROX WEIGHT (LB.)

FASTENER KIT

25.8

F75193

NOTE: Check hitch frequently, making sure all fasteners and ball are properly tightened. If hitch is removed, plug all holes in trunk pan or other body panels to prevent entry of water and exhaust fumes. A hitch or ball which has been damaged should be removed and replaced. Observe safety precautions when working beneath a vehicle and wear eye protection. Follow car maker's specs for maximum trailer weight and tongue weight. Do not cut access or attachment holes with a torch.

TOWING PRODUCTS
Plymouth, Michigan