



WWW.SMITTYBILT.COM

## Installation Instructions

XRC Side Armor/Rocker Guards

Part # 76634, 76644

07-09 Jeep (Unlimited) 4-Door


**NOTE:** Please read instructions entirely before installing product. It is recommended to have assistance while installing this product.

Parts Included	Qty
Driver Side Bar	1
Passenger Side Bar	1


**STEP 1:** Identify the Driver and the passenger side. The shorter end goes towards the front. (Fig A)

**STEP 2:** Remove the two side nuts from the front and rear body mount area. (Fig B)

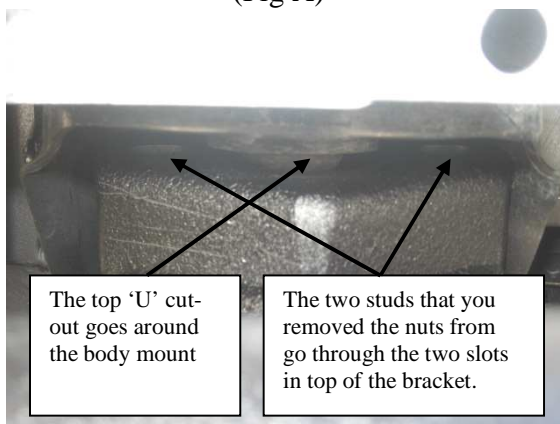
**STEP 3:** Install the guard on the vehicle by placing the cut-outs in the top of the brackets around the body mounts while lining up the two holes in the top of the brackets with the bolts you previously removed the nuts from. (Fig C)



(Fig A)



(Fig B)



(Fig C)



(Fig D)

**For Technical Support/Warranty Information please call 310-762-9944**

**Smittybilt, 400 West Artesia Blvd, Compton, CA 90220**



WWW.SMITTYBILT.COM

## Installation Instructions

XRC Side Armor/Rocker Guards

Part # 76634, 76644

07-09 Jeep (Unlimited) 4-Door

**STEP 4:** While having an assistant hold the bar in place install the nuts you previously removed back on to the studs you removed them from. Once all have been started you can tighten completely. (Fig D) Installation is now complete. Follow the same steps for the opposite side. (Fig E,F)



(Fig E)



(Fig F)

### CARE AND MAINTENANCE

To protect your investment it is recommended to regularly wash and wax this part. Do not use any type of cleaners that contain abrasives that may damage the finish of your part.

### LIMITED WARRANTY

Smittybilt (The Company) warrants to the original purchaser of this product that should the product or any part thereof, under normal use and conditions, be proven defective in material or workmanship within 5 years from the original date of purchase, such defect(s) will be repaired or replaced (At the Company's option) without charge for parts or labor.

To obtain repair or replacement within the terms of the warranty, the product is to be delivered with proof of warranty coverage ( e.g. dated bill of sale, receipt), specification of defect, freight pre-paid with Returns Good Authorization Number from Smittybilt to place of purchase. Items returned to Smittybilt without a Returns Authorization Number will be refused and returned to sender at the sender's expense.

This warranty does not apply to any product or part thereof which, in the opinion of the Company, has suffered or been damaged through alteration, improper installation, mishandling, misuse, neglect accident or acts of nature. **THE EXTENT OF THE COMPANY'S LIABILITY UNDER THIS WARRANTY IS LIMITED TO THE REPAIR OR REPLACEMENT PROVIDED ABOVE AND, IN NO EVENT, SHALL THE COMPANY'S LIABILITY EXCEED THE PURCHASE PRICE PAID BY THE PURCHASER FOR THIS PRODUCT.**

This warranty is in lieu of all expressed warranties and liabilities. ANY IMPLIED WARRANTIES, INCLUDING ANY IMPLIED WARRANTY OF MERCHANTABILITY SHALL BE LIMITED TO THE DURATION OF THIS WRITTEN WARRANTY. ANY ACTION FOR BREACH OF ANY WARRANTY HEREUNDER INCLUDING ANY IMPLIED WARRANTY OF MERCHANTABILITY MUST BE BROUGHT WITHIN A PERIOD OF 90 DAYS FROM DATE OF ORIGINAL PURCHASE. IN NO CASE SHALL THE COMPANY BE LIABLE FOR ANY CONSEQUENTIAL OR INCIDENTAL DAMAGES FOR BREACH OF THIS OR ANY OTHER WARRANTY, EXPRESSED OR IMPLIED, WHATSOEVER. No person or representative is authorized to assume for the company any liability other than expressed herein in connection with the sale of this product. Some states do not allow limitations on how long an implied warranty lasts or the exclusion or limitation of incidental or consequential damage, therefore above limitations may not apply to you. This warranty gives the purchaser specific legal rights. The purchaser may have additional rights, which vary from state to state.

**For Technical Support/Warranty Information please call 310-762-9944**

**Smittybilt, 400 West Artesia Blvd, Compton, CA 90220**