




MOUNTAIN OFF ROAD ENTERPRISES LLC.  
P O BOX 690  
DELTA, COLORADO 81416  
**970-625-0500**

970-625-3747 fax

E-mail: [info@mountainoffroad.com](mailto:info@mountainoffroad.com)

[www.mountainoffroad.com](http://www.mountainoffroad.com)



### INSTALLATION GUIDELINES for JM400 BombProof™ MOTORMOUNTS:

PLEASE READ THE TERMS-POLICIES ON PAGE 2

Thank you for purchasing **M.O.R.E.**™ motor mounts. They are designed to fit 1987-1995 Jeep® Wrangler vehicles when installing a Chevy V-8 (small or big block) engine. Please refer to the photo above for the proper frame location for the drivers side (DS), and passengers side (PS). The block plates are the same for both sides. The JM400 mounts are designed to off-set the engine slightly to the passengers side of the Jeep® frame for front drive shaft clearance at the transmission. This means that you must use a transfer case with a drivers side front drive shaft, i.e. NP231, NP241 Etc.

We have spent countless hours test fitting the JM400 mounts, on several chassis with several engine/transmission combos and the JM400's fit them all with slight, or no modifications. Remember, you are performing a "conversion" and it will require some effort to complete the project.

**INSTALLATION GUIDELINES:** The stock motor mounts that are welded on the Jeep® frame must be completely removed. Torch, grind or Plasma cut them from the frame rail. Be careful not to cut into the frame! Grind any excess material from the frame so that the frame rails are smooth and have no ridges or slag remaining from the stock mounts.


The frame side of the JM400 mounts have a small piece of round tubing welded to them, that is designed to locate it to the existing hole on the inside of the Jeep® frame. This hole is 7/8" in diameter and 27" rearward from the front bumper (directly below the upper shock tower).

These mounts are designed to locate the engine in the proper location in relation to the firewall and radiator. We insist that the engine dictate where the rest of the drive train is located. There is only one perfect location. That is where we have located it. If installing a Chevy engine in your Jeep® for the first time, simply use the JM400 mounts to locate the engine by clamping (use some serious "C" clamps, or you can "tack" weld them for now) the frame mounts to the frame, bolting the block plates to the block\*, then install the engine and insert the 9/16" thru-bolts.


After the engine is bolted in place, then install the transmission and transfer case. When your conversion is completed and you are certain that everything is correct, then weld the motor mounts to the frame.

If you already have a Chevy engine converted into your Jeep®, and are replacing the conversion motor mounts with M.O.R.E.™ BombProof™ mounts, the holes may not line-up with where your engine is located, due to the infinite possibilities of engine locations. Don't panic! These mounts should still work! Simply "cut" the locating tube off the frame portion of the JM400 mounts. Then slide them forward or back to where your engine is located and weld the frame mounts to the frame.

\* We now include extra block plate "spacers", for those applications that require that extra bit of adjustability.



Passenger side looking from the front of the Jeep® toward the back. The arrow indicates where you may need to insert extra block spacers, in some applications.



Drivers side looking from the front toward the back. Arrow indicates the locating hole location for the mounts (covered by the mount in this photo).

#### TERMS-POLICIES:

**FIT and TOLERANCES:** All parts in M.O.R.E.™ products are the results of countless hours of research, testing, fitting and refining. Jeeps have a large tolerances from vehicle to vehicle. In addition to the factory tolerances, most people install other than factory equipment (aftermarket add-ons). M.O.R.E.™ has done the best job we can to insure that our parts fit with some of the possibilities. However, you may find it necessary to grind, elongate, bend, or force the parts you buy to fit on your rig. Be sure that you want to install them before you modify them. Please use common sense when installing these parts and let us know how we can improve them.

**DAMAGE CLAIMS:** All orders are carefully packed, however, mishandling by the carrier can result in damage. The carrier has the responsibility for the shipment from the time it leaves our warehouse until it is delivered to you. All claims for lost or damaged goods should be reported to the carrier, not to M.O.R.E.™ LLC.

**RETURNS:** No returns will be accepted without prior permission from M.O.R.E.™ LLC. After you receive a Return Goods Authorization (RGA) number, merchandise must be returned prepaid and insured. A claim must be made within 30 days from receipt of merchandise. The original invoice or a copy with the RGA number written on must accompany all returns. A 20% restocking fee will be charged on all parts returned for credit or refund unless merchandise is proven to be defective or was shipped wrong by M.O.R.E.™ LLC. No merchandise will be issued credit or refund if it has been installed, modified, used in any way or is in unsalable condition.

**WARRANTY:** All merchandise is warranted to be free from defects in materials and workmanship prior to installation. Any alteration or improper use will void this warranty. Because all parts we sell are intended for use in heavy-duty applications it is not possible to warrantee or guarantee the performance of any items. M.O.R.E.™ LLC. products and the products manufactured by others, which we sell may be subject to an infinite variety of conditions due to the manner in which they are used, serviced and/or installed. Purchasers and users of such products rely upon their own judgment as to the suitable use selection, service and installation of such products.

**PRODUCT DISCLAIMER:** Modification of your vehicle to enhance performance with parts sold by M.O.R.E.™ LLC. may create a dangerous condition which could cause serious bodily injury, and the buyer hereby expressly assumes all risks associated with any such modifications. All parts sold by M.O.R.E.™ LLC. are for racing or off road use only. Mountain Off Road Enterprises LLC. will not accept responsibility for personal injury or property damage arising from the failure of any parts manufactured or sold by M.O.R.E.™ LLC.

**Specifications are subject to change without notice.**

Jeep®, AMC®, CJ®, YJ®, TJ®, XJ®, Cherokee®, Wrangler®, are registered trademarks DaimlerChrysler.

M.O.R.E.™, BombProof™, S.R.S.™, SlipLoc™, DoubleJointed™, RockProof™, are trademarks used by Mountain Off Road Enterprises, LLC. The M.O.R.E.™ logo, and this instruction sheet is copyright©, 1996-2008.

