

QuadraTop® Tonno Cargo Cover

Installation Manual for '07-'Current Jeep® JK Wrangler Vehicles
#11051.0415 and #11051.0515



⚠ WARNING ⚠

Loss of vehicle control involves risk of death or serious injury, particularly to parts of your body not restrained within vehicle. This product is intended for weather protection only and should not be relied upon to contain occupants in the event of an accident or to protect from either ground contact or falling objects. To reduce risk of accident or injury:

- **ALWAYS WEAR SEATBELTS**
- Always keep head, arms & body parts within vehicle.
- Fully secure or stow the fabric top before driving according to instructions. Never try to adjust the fabric top while driving. Do not use if damaged or worn.
- Read and follow all instructions & warnings accompanying this product, in your vehicle owner's manual and Off Road Driving Supplement.

⚠ CAUTION ⚠

RISK OF EYE INJURY. Safety glasses should be worn at all times while installing or maintaining this product.

PARTS LIST:

FABRIC CARGO/TONNO COVER - QTY 1

REQUIRED TOOLS:

SAFETY GLASSES

FOR JK 2 DOOR VERSION:
SEAT STRAP - QTY 1



The Trusted Source

Important Safety Information:

Your QuadraTop® Tonno Cover is intended to increase the fair weather enjoyment of your off-road capable vehicle. Before installation, please take a moment to review the following safety

information and installation instructions. Important safety information is generally preceded by one of three signal words indicating the relative risk of injury. The signal words mean:

⚠ WARNING ⚠

a hazardous situation which, if not avoided, could result in death or serious injury. You CAN be KILLED or SERIOUSLY HURT if you don't follow instructions.

⚠ CAUTION ⚠

a hazardous situation which, if not avoided, could result in minor or moderate injury. You CAN be moderately HURT and also may suffer property damage if you don't follow instructions.

NOTICE

Careful attention is required to this instruction or operation but does generally not relate to personal injury. Damage to your Quadratec® product or other property may result if you don't follow instructions.

Before You Begin Installation:

Congratulations on your purchase of the QuadraTop Tonno Cover! This high quality cargo cover is designed to enhance looks and provide cargo protection and enhance fair weather driving pleasure. We have used only the finest materials in creating this cargo cover but like any product that is exposed to the elements, there is some general maintenance that is required to keep it looking like new. Please see page 6 for these important maintenance tips.

When unpacking, check to make sure all parts are included. If any part is missing or broken, please call Quadratec Customer Service at 800-745-6037 as soon as possible.

Important: Make sure you become familiar with the installation process of this product by reading the following instruction sheet thoroughly. As you will see, these instructions are broken-out depending on the door configuration of your 07-Current JK Wrangler vehicle.



Important: For a smooth fit and ease of installation, this product should be installed at temperatures above 72 degrees. Below this temperature, the fabric may contract an inch or more making it difficult to install.

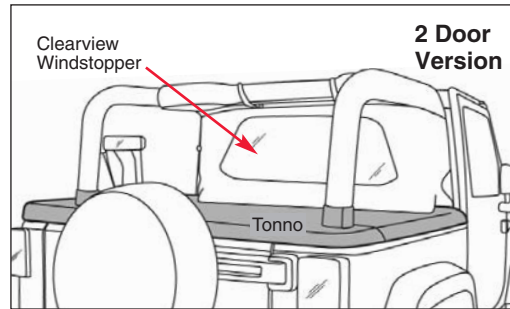
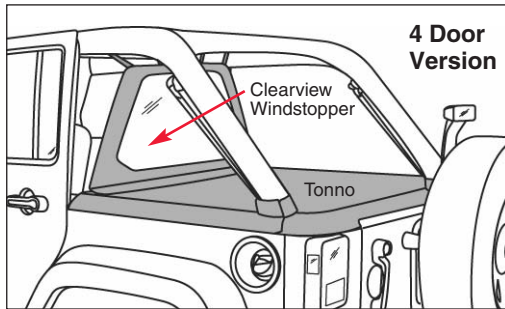
We highly recommend taking the product out of the package and letting it sit inside a warm place or direct sun light for 1-2 hours before you install the top. When warm, this product will install quickly. It is normal for fabric and to contract and wrinkle when stored in the shipping carton. In a few days the fabric will relax and wrinkles will disappear.

Thank you again for your purchase and let's start the installation process!



The Trusted Source

Tonno Cover Installation:



Tonno Cover Concept:

The QuadraTop Tonno cargo cover is a handsome, aerodynamic way to cover your Wrangler rear-seat/cargo area at times when you drive in fair weather without your complete soft top. The Tonno is ideally designed to be used in combination with our Bimini brief cab top and our Clearview Windstopper curtain to complete the ultimate "summer combo". In the case of the 4 Door JK, the Tonno cover is required to make the optional Clearview Windstopper fully functional. If you still need to purchase a Bimini Top, or the Clearview Windstopper, go online @quadratec.com to find the correct application for your particular Jeep Wrangler vehicle.



FACTORY TAILGATE BAR:

The QuadraTop Tonnos in this instruction booklet are designed to be installed on vehicles using the factory tailgate bar found on all soft top models. If you do not have this tailgate bar, go to quadratec.com where you will be able to purchase the necessary Tailgate bar (#11033.410).

NOTICE

This product is designed for fair weather protection only and is not completely waterproof. Water may enter the inside of the vehicle during inclement weather or if pooling of water occurs. If pooling occurs, remove the water before driving to avoid water flowing forward into the cab of your Jeep.

Step One: for ALL '07- Current JK

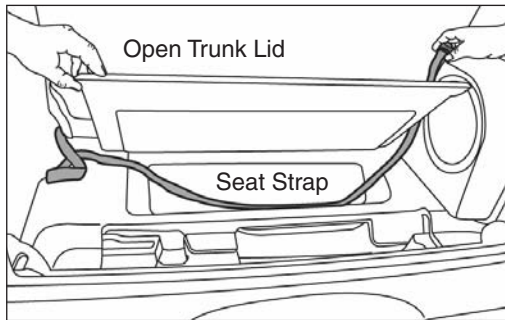
REMOVE ANY SOFT OR HARD TOP
Put on safety glasses. Remove your soft top from the hardware and soft top hardware from the rear of your vehicle. This Tonno Cover is not designed to fit over any soft top hardware!

Gently fold your soft top and store in a safe dry place. If possible, place dry towels between the windows to prevent scratching. Locate your rear tailgate bar and set it aside for future Tonno cargo cover install steps.



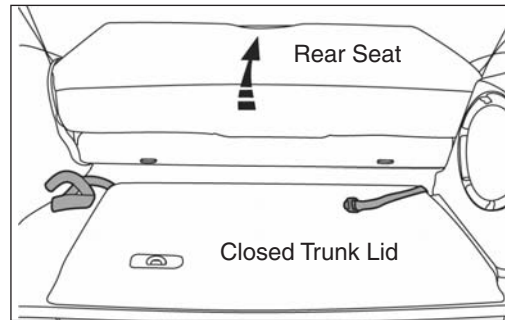
The Trusted Source

Step Two A: for 2 Door JK Only



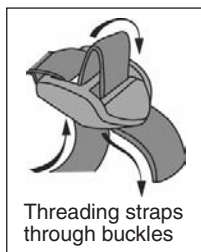
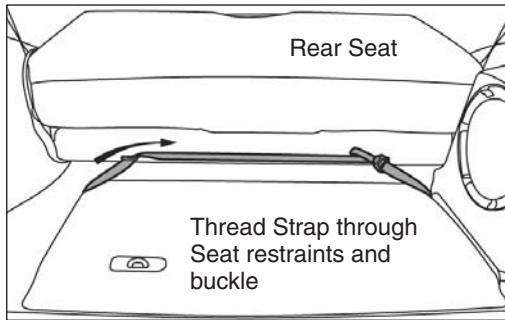
PLACE SEAT STRAP IN TRUNK
Open the trunk and lay the Seat Strap across the bottom of the trunk.

Step Two B: for 2 Door JK Only



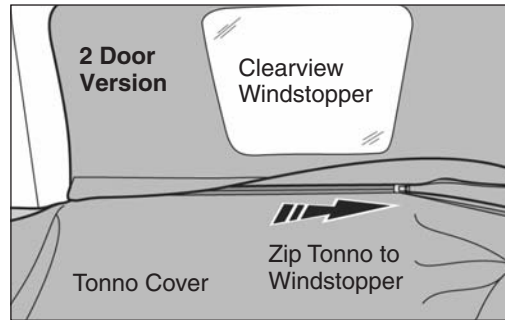
TUMBLE REAR SEAT FORWARD
As viewed from rear of vehicle, fold your rear seat forward.

Step Two C: for 2 Door JK Only



THREAD SEAT STRAP THROUGH CHILD SEAT RESTRAINTS
Thread the end of the Seat Strap through the child seat restraints and through buckle. Tighten the strap.

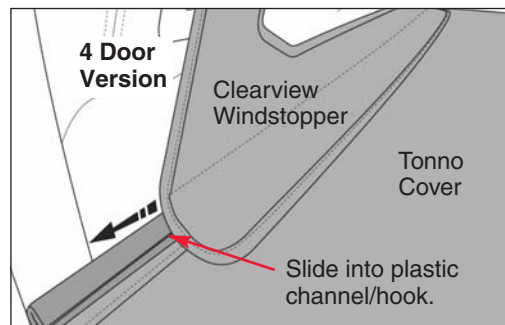
Step Two D: for 2 Door JK Only



SECURE TONNO COVER TO OPTIONAL CLEARVIEW WINDSTOPPER
If you have our Clearview Windstopper already installed on your vehicle, zip the Tonno to the zipper under flap on the Windstopper.

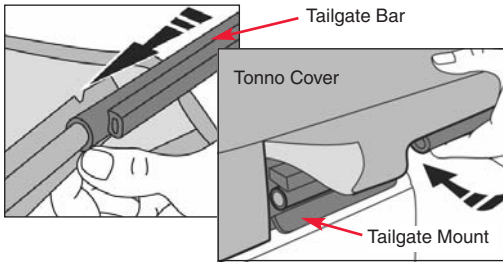
Step Two E: for 4 door JK only

SECURE TONNO TO WINDSTOPPER
If you have our Clearview Windstopper already installed on your vehicle, slide the plastic hook inside the bottom of the Windstopper onto the plastic hook along the front of the Tonno, as shown at right.



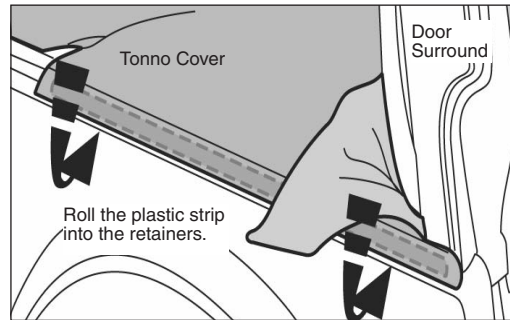
The Trusted Source

Step Three: for all JK Tonno Covers



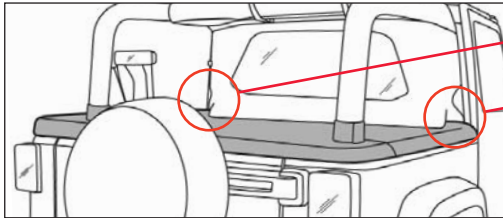
INSTALL TAILGATE BAR
Slide the "C" channel on the Tailgate Bar onto the tubed strip sewn to the rear of the Tonno Cover. Then, insert the Tailgate Bar into the mounts on each side of the tailgate opening.

Step Four: for all JK Tonno Covers

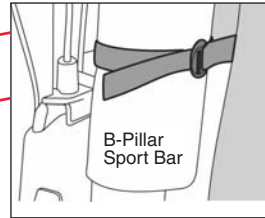


SECURE PLASTIC STRIPS ON SIDES
Roll the plastic strip on each side of the Tonno Cover into the retainer channel on the vehicle.

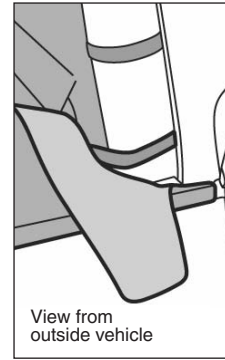
Step Five A: for 2 Door JK Only



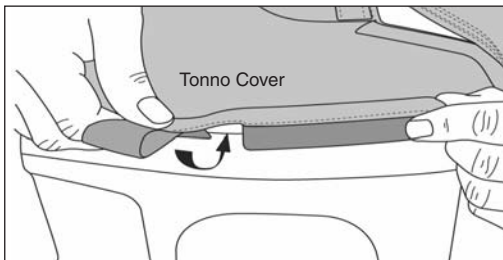
SECURE FRONT SPORT BAR STRAPS
Wrap the straps on the front edge of the Tonno Cover around the B-Pillar sport bars and the bows. On each side of the



vehicle, thread the ends through the buckles. Pull snug.



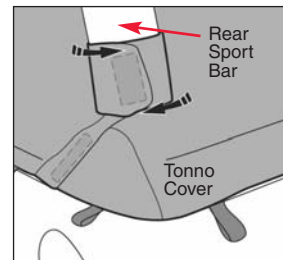
Step Five B: for all JK Tonno Covers



SECURE THE REAR CORNERS
Roll the plastic strips on the rear corners of the Tonno Cover into the retainer channel on rear of vehicle.

Step Six: for all JK Tonno Covers

SECURE THE REAR COLLARS
Wrap the two (2) collars around the rear sport bars and fasten the hook and loop strips to each other.



Install complete for JK QuadraTop Tonno Cover!

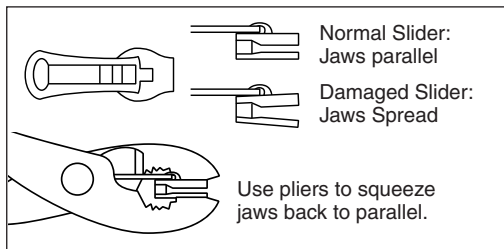


The Trusted Source

Care and Maintenance:

Your QuadraTop accessory is made of the finest materials available but to keep it looking new and for the maximum possible wear, it will need periodic cleaning and basic maintenance. The main threats to your soft top are pollutants, dirt and grime. By keeping your product clean you will prolong its life. We recommend the following to keep your top like new:

Washing: The soft top fabric should be washed often using a mild soap, warm water and a soft bristle brush. You can also use special soft top cleaners available on our website at quadratec.com. Make sure that after cleaning you rinse with clear water to remove all traces of soap to avoid residue.



Zippers: Keeping the zipper cleaned and lubricated with a silicone lubricant (available online) will help prevent damage and keep the zippers in a smooth working condition. If zipper opens behind the slider, the slider may have been spread apart. This problem can usually be fixed by using an ordinary pair of pliers to bring the sides back into parallel. Return slider to the end of the zipper in the normal Open position. Squeeze lightly at first and test zipper. If the zipper continues to remain open squeeze more firmly with pliers and try the zipper again. Repeat procedure until your zipper operates correctly.

Windows: It is very important that you keep your QuadraTop windows clean! Use a mild soap and water solution to gently clean your windows. NEVER wipe your windows clean with a dry cloth! Dust and dirt on a dry cloth can scratch your windows causing "fogging" and permanent damage. When removing your windows, store them with a towel between the panels/rear windows to protect them from damage. If frost or ice forms on the outside of your windows during the winter, DO NOT use an ice scraper to remove this frost. Over time you will see small micro scratches in your windows which are natural wear and tear. These Micro scratches can be "polished" out using the window polish available at Quadratec.com.

Water/Fabric: In the event of seeping through the seams, 3M Scotchgard® may be applied on the inside of the seams to stop the leak. Rips in the fabric may be repaired with Bondex® iron on patches. Iron the patches to the Inside of the top, carefully following the Bondex® instructions.

Snaps: Not all models have snaps. If present, keep snaps cleaned and lubricated with silicone to help prevent snaps from sticking to the studs. If a snap does become stuck to a stud, use a screwdriver and GENTLY pry apart to prevent permanent damage to the snap or the top fabric.



The Trusted Source

QuadraTop® Replacement Soft Tops

Affordable quality and durability with no compromises! Our top kits are designed to work with factory hardware and feature finer quality materials and workmanship along with the latest in manufacturing technologies for unprecedented value. Our new product team with decades of soft top knowledge and experience delivers you all the great features you want in a replacement top with unsurpassed customer service and support. Our QuadraTop is the best value in replacement soft tops compared to other tops costing hundreds more. If for any reason, you are not completely satisfied with your soft top purchase or have an installation question, please contact our professional customer support staff for a solution. All QuadraTops feature a limited Three year warranty against defects. The incredible fit & detailed instructions make installation as easy as... One, Two, Three!

Applications for '07-Current JK Wrangler Vehicles:

- For '07-'09 Wrangler 2 Door without Doors #11000.0835
- For '10-Current Wrangler 2 Door without Doors #11000.0935
- For '07-'09 Wrangler 4 Door without Doors #11000.1035
- For '10-Current Wrangler 4 Door without Doors #11000.1135

► Colors: 35

**QUADRATOPS
START AT
\$369.99!**
Go online or call for latest price...

to the RESCUE!



SAME DAY SHIPPING!*
**Factory Trained Soft Top
Advisors Always on Call!**



**BLACK
DIAMOND
FABRIC**

Due to the limitations of printing, all color samples shown in this booklet are close approximations only.

31% TINT WINDOWS

**AFFORDABLE
QUALITY
WITH NO COMPROMISES!**

**LIMITED
3
YEAR
WARRANTY**

**Quadratec
Product Search**
QuadraTop
www.quadratec.com

*Order an In Stock New QuadraTop Soft Top for Delivery in the Lower 48 States Before 4pm Eastern Standard Time, and It'll Ship UPS Ground the Same Day. Ground Shipments take between 1-7 Business Days to Deliver. Need Your Top Faster? Expedited Shipping Options are Available with a UPS Air Freight Surcharge.



The Trusted Source

Quadratec Limited Warranty

for QuadraTop® Tonno Cover

Your QuadraTop Tonno Cover is covered by the following **Limited Warranty** provided exclusively by Quadratec, Inc. 1028 Saunders Lane, West Chester, PA 19380.

This **Limited Warranty** is the only warranty made in connection with purchase. Quadratec neither assumes nor authorizes any vendor, retailer or other person or entity to assume for it any other obligation or liability in connection with this product or **Limited Warranty**.

What is Covered:

Subject to the terms, exclusions and limitations herein and with respect only to soft goods accessories first sold in the United States, Quadratec warrants to the initial retail purchaser only that your QuadraTop Tonno Cover shall be free of defects in material and workmanship **for a period of 3 years from date of initial retail sale.**

All other warranties are hereby disclaimed, except to the extent prohibited by applicable law in which case any implied warranty of merchantability or fitness for a particular purpose on this product is limited to 3 years from date of initial retail sale. Quadratec reserves the rights to: (a.) require invoice or other proof that your product is within the terms of this **Limited Warranty** as a condition of warranty service and, (b.) make future revisions to this product and **Limited Warranty** without prior notice or obligation to upgrade your product.

What is Not Covered:

Your Quadratec **Limited Warranty** does not cover products or parts Quadratec determines to have been damaged by or subjected to: (a.) installation damage, alteration, modification, failure to maintain or attempted repair or service by anyone not authorized by Quadratec, (b.) normal wear and tear, cosmetic damage or damage from water immersion, (c.) Acts of God, accidents, misuse, negligence, inadequate mounting or impact with vehicle(s), obstacles or other aspects of the environment, (d.) theft, vandalism or other intentional damage.

Remedy Limited to Repair/Replacement:

The exclusive remedy provided hereunder shall, upon Quadratec inspection and at Quadratec's option, be either repair or replacement of product or parts (new or refurbished) covered under this Limited Warranty. Customers requesting warranty consideration on QuadraTop soft top should first contact Quadratec to obtain a RGA number (610-701-3336). All labor, removal, shipping and installation costs are customer's responsibility.

Other Limitations - Exclusion of Damages - Your Rights Under State Law:

In consideration of the purchase price paid, neither Quadratec nor any independent Quadratec distributor/licensee are responsible for any time loss, rental costs, or for any incidental, consequential, punitive or other damages you may have or incur in connection with any part or product purchased. Your exclusive remedy hereunder for covered parts is repair/replacement as described above.

This **Limited Warranty** gives you specific rights. You may also have other rights that vary from state to state. For example, some states do not allow limitations of how long an implied warranty lasts and/or do not allow the exclusion or limitation of incidental or consequential damages, so the limitations and exclusions herein may not apply to you.

©Quadratec, Inc. 2013. All Rights Reserved.
Version 12.02.13 A4

The terms Quadratec®, QuadraTop®, Essentials® and Essential® are Registered Trademarks of Quadratec Inc. Registered in U.S. Patent and Trademark Office.

Part #12999.8007



The Trusted Source