

QuadraTop®

Emergency Top

Installation Manual for '76-'Current Jeep® CJ & Wrangler Vehicles
#11174.10X1



⚠ WARNING ⚠

Loss of vehicle control involves risk of death or serious injury, particularly to parts of your body not restrained within vehicle. This product is intended for weather protection only and should not be relied upon to contain occupants in the event of an accident or to protect from either ground contact or falling objects. To reduce risk of accident or injury:

- ALWAYS WEAR SEATBELTS
- Always keep head, arms & body parts within vehicle.
- Fully secure or stow the fabric top before driving according to instructions. Never try to adjust the fabric top while driving. Do not use if damaged or worn.
- Read and follow all instructions & warnings accompanying this product, in your vehicle owner's manual and Off Road Driving Supplement.

⚠ CAUTION ⚠

RISK OF EYE INJURY. Safety glasses should be worn at all times while installing or maintaining this product.

PARTS LIST:

FABRIC EMERGENCY TOP - QTY 1
PERSONAL PONCHOS - QTY 2

REQUIRED TOOLS:

SAFETY GLASSES



The Trusted Source

Important Safety Information:

Your QuadraTop® Emergency Top is intended to offer only temporary shelter from sudden downpours for your off-road capable vehicle. Before installation, please take a moment to review the

following safety information and installation instructions. Important safety information is generally preceded by one of three signal words indicating the relative risk of injury. The signal words mean:

⚠ WARNING ⚠	a hazardous situation which, if not avoided, could result in death or serious injury. You CAN be KILLED or SERIOUSLY HURT if you don't follow instructions.
⚠ CAUTION ⚠	a hazardous situation which, if not avoided, could result in minor or moderate injury. You CAN be moderately HURT and also may suffer property damage if you don't follow instructions.
NOTICE	Careful attention is required to this instruction or operation but does generally not relate to personal injury. Damage to your Quadratec® product or other property may result if you don't follow instructions.

Before You Begin Installation:

Congratulations on your purchase of the QuadraTop Emergency Top. This temporary use top is designed for Jeep owners who may need temporary shelter from sudden downpours. It is designed for short trips and low speeds only!



We have used only the finest materials in creating this top but like any product that is exposed to the elements, there is some general maintenance that is required to keep it working properly. Please see page 6 for important care tips. Thank you again for your purchase and let's start the installation process!

Important: On a normal full featured soft-top, wrinkles in the fabric are an aesthetic concern. In the case of the temporary use Emergency Top, this is less of a concern due to its intended quick shelter function.

When unpacking, check to make sure all parts are included. If any part is missing or broken, please call Quadratec Customer Service at 800-745-6037 as soon as possible.

That said, like any other soft top, the Emergency Top will be easier to handle and install at temperatures above 72 degrees. At lower temperatures, the fabric may contract an inch or more making it more difficult to install. If at all possible, keep the top in a warm place or direct sun before you install the Emergency top.

Important: Make sure you become familiar with the installation process of this top by reading the following instruction sheet thoroughly.

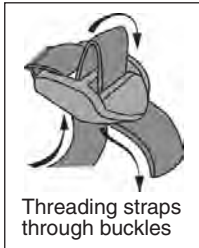


The Trusted Source

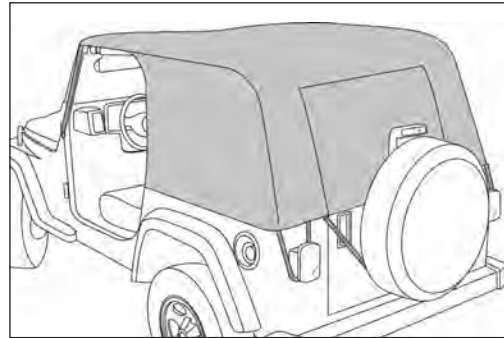
Before Installation: All Models

Emergency Top Concept:

This top is designed for Jeep drivers who may need a quick way to take shelter from sudden downpours during top-down driving. It is only for short trips at low speeds. It is not a top for daily use.

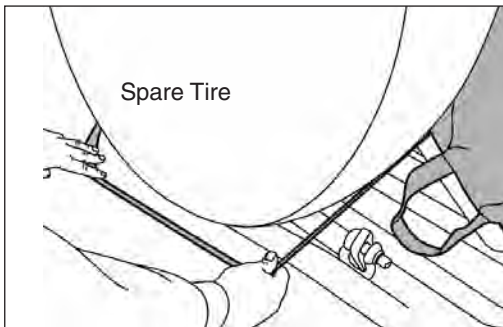


Threading Straps Through Buckles: Throughout this installation, you will need to thread various straps through buck-



les several times. Please review the diagram at left for a visual guideline of correct strap routing through all buckles on this product.

⚠ WARNING ⚠ EMERGENCY TOP IS A TEMPORARY RAIN SHELTER ONLY. USE THIS TOP ONLY FOR SHORT TRIPS AT LOW SPEEDS.



Step 1: All Versions

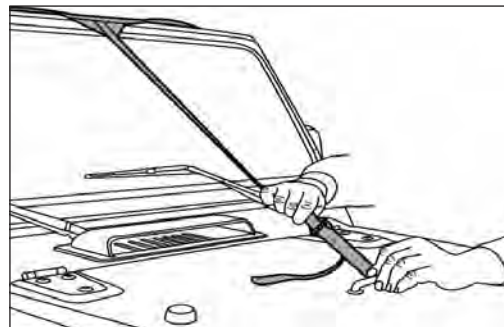
INSTALL REAR STRAPS

Orient the Emergency Top on vehicle. Locate the three elastic straps (only one strap on JK version) sewn to the rear of the top. Hook the center strap around



the spare tire carrier and the outside straps around each taillight.

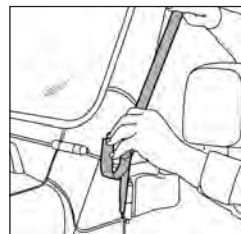
Note: Taillight straps are excluded on version for JK vehicles.



Step 2 : All Versions

INSTALL THE ADJUSTABLE STRAPS

Locate the three adjustable straps. Hook the center strap to the footman loop in the center of the Jeep hood.



Hook the corner straps to the door hinges on each side of the vehicle.

Do not tighten straps at this time.



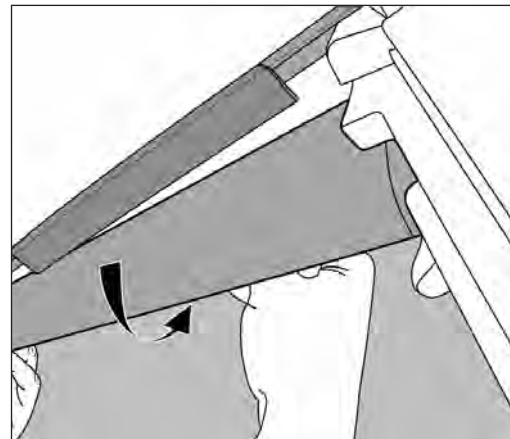
The Trusted Source

Step 3: All Versions



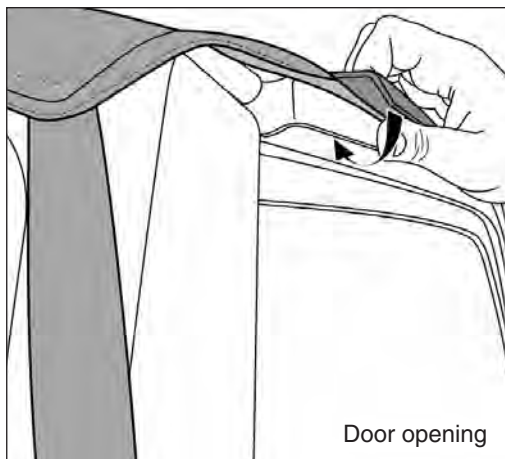
SECURE TOP IN BELTRAILS
Slip the plastic strips on the sides of the Emergency top into the belt rails on both sides of the vehicle.

Step 4A: for '87-06 Wrangler Vehicles



SECURE SPORT BAR FLAPS
Wrap the flaps above the doors around the sport bars and fasten the hook and loop fasteners to one another.

Step 4B: for '97-'06 w/Door Surrounds



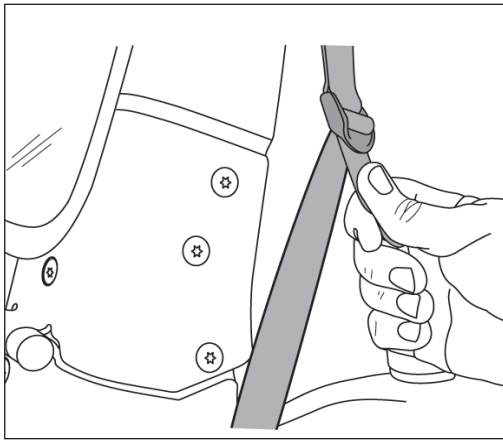
SECURE TOP TO DOOR SURROUNDS
If your vehicle is equipped with door surrounds, snap the plastic retainers into the channel in the door surrounds.

NOTE: 2007-Current JK Wrangler owners, please skip to Step 5.

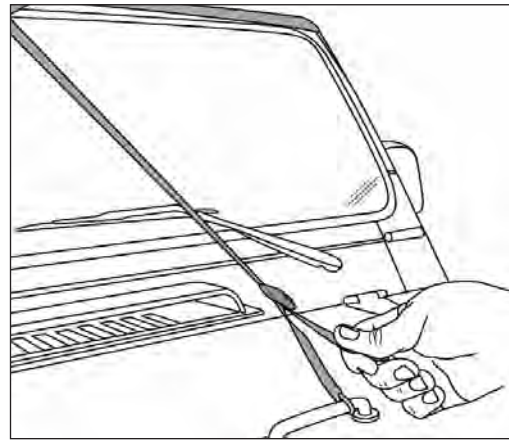


The Trusted Source

Step 5: All Versions

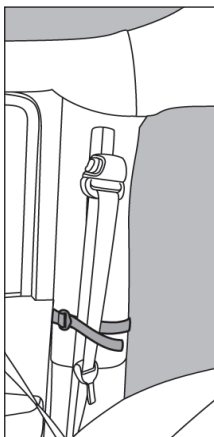


TIGHTEN ALL ADJUSTABLE STRAPS
Pull the end of each adjustable strap to tighten them to the door hinges...



...and the center hood footman loop.

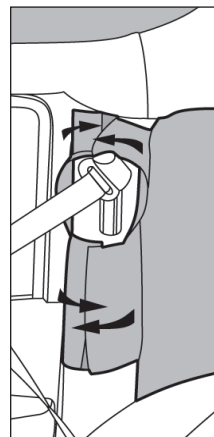
Step 6A: for '07-Current 2 Door JK



SECURE STRAP AROUND VERTICAL ROLL BAR

Wrap the mounting strap around vertical roll bar portion underneath the seat belt attachment and seat belt strap. Make sure the Seat belt and seat belt mechanism works un-hindered. Tighten the adjustable strap.

Step 6B: for '07-Current 4 Door JK



SECURE WRAPS AROUND SEAT BELT MOUNTS

Wrap the attachment fabric around the seat belt post. Attach the hook and loop to close the attachment above and below the seat belt mount. Make sure the seat belt and seat belt mechanism works un-hindered.

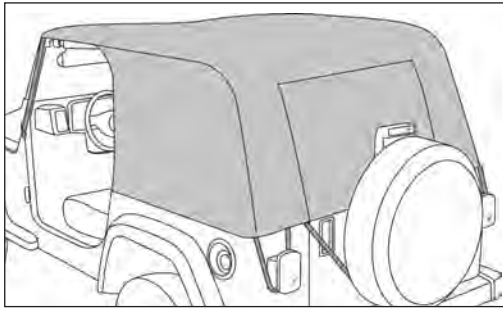
⚠ WARNING ⚠

MAKE SURE THE VERTICAL WRAP OR VERTICAL ROLL BAR STRAP ATTACHMENT DOES NOT INTERFERE WITH SEAT BELT OPERATION.



The Trusted Source

Step 7: All Versions



ROLL UP REAR WINDOW

The rear window panel may be rolled up for greater visibility.

Emergency Top Install complete.

Care and Maintenance:

Your QuadraTop accessory is made of the finest materials available but to keep it looking new and for the maximum possible wear, it will need periodic cleaning and basic maintenance. The main threats to your soft top are pollutants, dirt and grime. By keeping your product clean you will prolong its life. We recommend the following to keep your top like new:

Washing: The soft top fabric should be washed often using a mild soap, warm water and a soft bristle brush. You can also use special soft top cleaners available on our website at quadrated.com. Make sure that after cleaning you rinse with clear water to remove all traces of soap to avoid residue.

Zippers: Keeping the zipper cleaned and lubricated with a silicone lubricant (available online) will help prevent damage and keep the zippers in a smooth working condition. If zipper opens behind the slider, the slider may have been spread apart. This problem can usually be fixed by using an ordinary pair of pliers to bring the sides back into parallel. Return slider to the end of the zipper in

the normal Open position. Squeeze lightly at first and test zipper. If the zipper continues to remain open squeeze more firmly with pliers and try the zipper again. Repeat procedure until your zipper operates correctly.

Water/Fabric: In the event of seeping through the seams, 3M Scotchgard® may be applied on the inside of the seams to stop the leak. Rips in the fabric may be repaired with Bondex® iron on patches. Iron the patches to the Inside of the top, carefully following the Bondex® instructions.

Snaps: Not all models have snaps. If present, keep snaps cleaned and lubricated with silicone to help prevent snaps from sticking to the studs. If a snap does become stuck to a stud, use a screwdriver and GENTLY pry apart to prevent permanent damage to the snap or the top fabric.



The Trusted Source

QuadraTop® Replacement Soft Tops

Affordable quality and durability with no compromises! Our top kits are designed to work with factory hardware and feature finer quality materials and workmanship along with the latest in manufacturing technologies for unprecedented value. Our new product team with decades of soft top knowledge and experience delivers you all the great features you want in a replacement top with unsurpassed customer service and support. Our QuadraTop is the best value in replacement soft tops compared to other tops costing hundreds more. If for any reason, you are not completely satisfied with your soft top purchase or have an installation question, please contact our professional customer support staff for a solution. All QuadraTops feature a limited Three year warranty against defects. The incredible fit & detailed instructions make installation as easy as... One, Two, Three!

QuadraTop® Applications for Jeep® Wrangler Vehicles:

For '88-'95 Wrangler w/Upper Doors & Clear Windows #11000.00XX

For '88-'95 Wrangler w/Upper Doors & Tinted Windows #11000.01XX

▶ Colors: 09 · 15 · 17

For '97-'06 Wrangler w/Clear Windows #11000.02XX

For '97-'06 Wrangler w/Tinted Windows #11000.03XX

For '97-'06 Wrangler w/Upper Doors & Clear Windows #11000.04XX

For '97-'06 Wrangler w/Upper Doors & Tinted Windows #11000.05XX

▶ Colors: 15 · 17 · 33 · 35

For '07-'09 Wrangler 2 Door without Doors #11000.0835

For '10-'15 Wrangler 2 Door without Doors #11000.0935

For '07-'09 Wrangler 4 Door without Doors #11000.1035


For '10-'15 Wrangler 4 Door without Doors #11000.1135

▶ Color: 35



**QUADRATOPS
START AT
\$299.99!**

to the RESCUE!



SAME DAY SHIPPING!*

**Factory Trained Soft Top
Advisors Always on Call!**

Go online or call for latest price...

**AFFORDABLE
QUALITY
WITH NO COMPROMISES!**

09-GREY DENIM FABRIC	15-BLACK DENIM FABRIC	17-SPICE DENIM FABRIC
33-DARK TAN DENIM FABRIC	35-BLACK DIAMOND FABRIC	

Due to the limitations of printing, all color samples shown in this catalog are close approximations only.

CLEAR WINDOWS
31% TINT WINDOWS

**Quadratec
Product Search**
QuadraTop
www.quadratec.com

*Order an In Stock New QuadraTop Soft Top for Delivery in the Lower 48 States Before 4pm Eastern Standard Time, and It'll Ship UPS Ground the Same Day. Ground Shipments take between 1-7 Business Days to Deliver. Need Your Top Faster? Expedited Shipping Options are Available with a UPS Air Freight Surcharge.



The Trusted Source

Quadratec Limited Warranty

for QuadraTop® Emergency Tops

Your QuadraTop Emergency top is covered by the following **Limited Warranty** provided exclusively by Quadratec, Inc. 1028 Saunders Lane, West Chester, PA 19380.

This **Limited Warranty** is the only warranty made in connection with purchase. Quadratec neither assumes nor authorizes any vendor, retailer or other person or entity to assume for it any other obligation or liability in connection with this product or **Limited Warranty**.

What is Covered:

Subject to the terms, exclusions and limitations herein and with respect only to soft tops first sold in the United States, Quadratec warrants to the initial retail purchaser only that your QuadraTop Bimini top shall be free of defects in material and workmanship **for a period of 3 years from date of initial retail sale.**

All other warranties are hereby disclaimed, except to the extent prohibited by applicable law in which case any implied warranty of merchantability or fitness for a particular purpose on this product is limited to 3 years from date of initial retail sale. Quadratec reserves the rights to: (a.) require invoice or other proof your product is within the terms of this **Limited Warranty** as a condition of warranty service and, (b.) make future revisions to this product and **Limited Warranty** without prior notice or obligation to upgrade your product.

What is Not Covered:

Your Quadratec **Limited Warranty** does not cover products or parts Quadratec determines to have been damaged by or subjected to: (a.) installation damage, alteration, modification, failure to maintain or attempted repair or service by anyone not authorized by Quadratec, (b.) normal wear and tear, cosmetic damage or damage from water immersion, (c.) Acts of God, accidents, misuse, negligence, inadequate mounting or impact with vehicle(s), obstacles or other aspects of the environment, (d.) theft, vandalism or other intentional damage.

Remedy Limited to Repair/Replacement:

The exclusive remedy provided hereunder shall, upon Quadratec inspection and at Quadratec's option, be either repair or replacement of product or parts (new or refurbished) covered under this Limited Warranty. Customers requesting warranty consideration on QuadraTop soft top should first contact Quadratec to obtain a RGA number (610-701-3336). All labor, removal, shipping and installation costs are customer's responsibility.

Other Limitations - Exclusion of Damages

- Your Rights Under State Law:

In consideration of the purchase price paid, neither Quadratec nor any independent Quadratec distributor/licensee are responsible for any time loss, rental costs, or for any incidental, consequential, punitive or other damages you may have or incur in connection with any part or product purchased. Your exclusive remedy hereunder for covered parts is repair/replacement as described above.

This **Limited Warranty** gives you specific rights. You may also have other rights that vary from state to state. For example, some states do not allow limitations of how long an implied warranty lasts and/or do not allow the exclusion or limitation of incidental or consequential damages, so the limitations and exclusions herein may not apply to you.

© Quadratec, Inc. 2014. All Rights Reserved.
Version 8.20.14r A4

The terms Quadratec®, QuadraTop®, Essentials® and Essential® are Registered Trademarks of Quadratec Inc. Registered in U.S. Patent and Trademark Office.

Part #12999.8008



The Trusted Source