



## Installation Instructions ADdendum Complete Frameless Trail Top 2007-2015 JK Wrangler Unlimited 4 door

**NOTE:** Installation of the top in warm weather is optimal for ease of installation. Ideal installation temperature should not be less than 70° (21C). Initial installation is the most difficult as the fabric has not been stretched. The top will loosen slightly with use and warm temperature. Allow about at least an hour for the initial installation.  
\*\*\*Please follow instructions for ease of installation and correct fit.\*\*\*

### Included:

- 1 x Top components (Top, side windows, Rear window, window storage bag and 4 x Aluminum poles)
- 1 x Tailgate Bar Kit (Bar w/ brackets)
- 1 x Door Surround Kit
- 1 x Header Channel (Channel w/ clamps)

### Required Tools:

Phillips screw driver to remove original soft top. Torx sockets are required to completely remove the original soft top hardware.

- Step 1.** Remove existing soft or hard top as per the OEM procedures.
- Step 2.** Install the Door Surround Kit per the instructions included in the sub-kit.
- Step 3.** Assemble the Tailgate Bar Brackets. Slide the backing onto the housing as seen in Figure 1 until the backing is flush on both sides. Install two screws into each bracket set. Use the pre-drilled holes in the housing as a guide for the self-tapping screws to screw into the backing. Install the Tailgate Bar brackets onto the vehicle as shown in Figure 2 and 3.
- Step 4.** Install the Frameless Trail Top and Header Channel per the instructions included in the sub-kit.
- Step 5.** Slide the Tailgate Bar onto the bottom of the rear window. The Tailgate Bar has a C channel (See Figure 4) built into it, slide this onto the flap with a small tube at the bottom of the window. See Figure 5. Center the Tailgate bar to the window.
- Step 6.** Insert the Tailgate Bar into the brackets by pushing the bar against the brackets and pivoting.

Figure 1

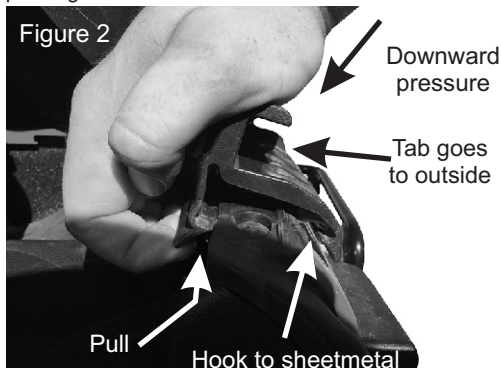


Figure 3



Figure 4





Figure 5



Enjoy your Rampage Products Complete Frameless Top!

Rampage Products Corona, CA 92883  
Phone: (951) 277-4949 Fax: (951) 277-2295  
www.rampageproducts.com  
Made in China