


Tub Rail Protective Armor

11650.40 - (1) Left side rail cover with double-sided tape
Total length - 41.50"
(1) Right side rail cover with double-sided tape
Total length - 41.50"

11650.41 - (1) Left side rail cover with double-sided tape
Total length - 56"
(1) Right side rail cover with double-sided tape
Total length - 56"

1. Installation should be done when temperature is between 65° - 110° F (18°-43° C). Clean mounting surface with rubbing alcohol. Avoid areas to which the product will not be adhered. **THIS MUST BE DONE FOR ADHESIVE TAPE TO PROPERLY STICK. FAILURE TO CLEAN COULD RESULT IN POOR ATTACHMENT AND FAILURE OF PRODUCT TO STAY ATTACHED.** Allow areas to dry completely before attaching Body Tub Rail Covers.

2. Test fit the Body Tub Rail Covers to the vehicle before removing the plastic backing film from the double sided tape. This will aid in aligning the piece properly before securing. Peel back about an inch of backing from each end of the double sided tape. The red protective plastic film can be removed easier with the aid of a knife or cutting blade.



3. Carefully position Body Tub Rail Cover onto tub. Peel tape backing from one end working slowly to the opposite end. Make sure that both strips of the red protective film are being removed at the same time. Press firmly along the entire top surface after cover has been installed.





4. Repeat steps 1-3 for other side

Note - Do not wash vehicle for 24 hours following installation.

Instructions for (11650.41) 1997-2006 Standard TJ with Bestop Supertop

1. For TJ application where a Bestop Supertop has been installed modifications to the 11650.41 Body Tub Rail Covers will be needed. The 11650.41 covers have been molded with a cut line near the front section of the cover. Using shears or box knife cut along molded line. Check fit to body tub. With rail in position make rear most mounting hole for Bestop Supertop doorframe bracket. Using the marked hole as a guide drill a hole into cover that matches the hole size of the Bestop Supertop bracket. Cover can be marked from underside of the tub rail. With rear mounting hole drilled out, position rail cover onto the body tub and place soft-top mounting bracket onto Cover. Align rear mounting holes for the bracket, cover, and body tub. Mark the front mounting hole and drill 2nd hole. Check the fit of soft-top hardware and follow steps (1-4) listed for part number (11650.41).



LIMITED 12 MONTH WARRANTY Applies to Rugged Ridge by Omix-Ada Inc. Products

Rugged Ridge Off Road (the Company) warrants to the original purchaser of this product that should the product or any part thereof, under normal use and conditions, be proven defective in material or workmanship within 12 MONTHS from the date of original purchase, such defect(s) will be repaired or replaced or credited at the Company's sole option.

To obtain repair or replacement within the terms of this Warranty, the product is to be delivered with proof of warranty coverage (e.g. Dated bill of sale), specification of defect(s) to the place of purchase or, with prior approval from the Company (Return Authorization Number is required), freight pre-paid to the Company address listed below.

This warranty does not apply to any product or part thereof which, in the opinion of the Company, has suffered or been damaged through alteration, improper installation, mishandling, misuse, neglect, accident or by acts of nature. THE EXTENT OF THE COMPANY'S LIABILITY UNDER THIS WARRANTY IS LIMITED TO THE REPAIR OR REPLACEMENT PROVIDED ABOVE AND, IN NO EVENT, SHALL THE COMPANY'S LIABILITY EXCEED THE PURCHASE PRICE PAID BY PURCHASER FOR THE PRODUCT.

This Warranty is in lieu of all express warranties or liabilities. ANY IMPLIED WARRANTIES, INCLUDING ANY IMPLIED WARRANTY OF MERCHANTABILITY, SHALL BE LIMITED TO THE DURATION OF THIS WRITTEN WARRANTY. ANY ACTION FOR BREACH OF ANY WARRANTY HEREUNDER INCLUDING ANY IMPLIED WARRANTY OF MERCHANTABILITY MUST BE BROUGHT WITHIN THE PERIOD OF 12 MONTHS FROM DATE OF ORIGINAL PURCHASE.

IN NO CASE SHALL THE COMPANY BE LIABLE FOR ANY CONSEQUENTIAL OR INCIDENTAL DAMAGES FOR BREACH OF THIS OR ANY OTHER WARRANTY, EXPRESS OR IMPLIED, WHATSOEVER. No person or representative is authorized to assume for the Company any liability other than expressed herein in connection with the sale of this product.

Some States do not allow limitations on how long an implied warranty lasts or the exclusion or limitation of incidental or consequential damage, so the above limitations may not apply to you. This warranty gives you specific legal rights and you may also have other rights, which vary from state to state.

Omix-Ada Inc.
460 Horizon Dr. Suite 400
Suwanee, Georgia 30024