



Overhead Sound Bar Installation Instructions 2 and 6 speaker system

Parts List

- (1) Sound Bar
- (2) Long mounting brackets
- (2) Short mounting brackets
- (4) x 1/4" - 20 x 5/8 screws
- (4) x T30 x 3/4" Torx head sheet metal screws
- (4) x 1/4" Flat washers
- (4) x 1/4" Lock washers
- (1) wire harness assemble



- Tools Required:** 3/16" drill bit
Drill
Phillips head screw driver
T30 Torx head screw driver

Installation Instructions

(step 1)

Secure the suitable mounting bracket for your year vehicle with 1/4" - 20 x 5/8" screw and a lock washer as shown below. (Fig.1)



**Long Bracket
97-06**

**Short Bracket
87-95**

Note: The short bracket has (2) sets of holes to mount the sound bar. These allow the height of the bar to be adjusted

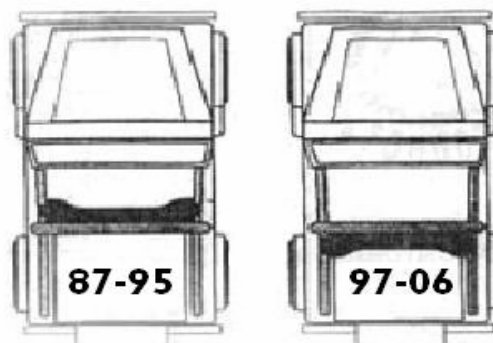
(Fig.1)

(step 2)

Place the sound bar on the vehicle as shown for the correct year. (Fig.2)

- 87-95:** With guide of the holes in the mounting bracket, punch holes through the roll bar and drill 3/16" pilot holes in the roll bar. On some models there is at least one existing hole in the roll bar for mounting. Check before drilling. Apply the T30 torx head screw and flat washer to secure the sound bar.

Sound bar location



(Fig.2)





97-06: Find the existing mounting holes in the roll bar and punch holes through padding. Fasten the sound bar with the T30 torx head screws and lock washer.

Connecting the wire harness

(step 1)

Put the wire harness down the roll bar under the padding and route along the floor under the vehicle carpet. Connect coupling at sound bar with supplied connector.

(step 2)

Find the factory radio harness under the dash board and identify the left and right speaker wires.

(step 3)

Supplied Wire Harness.

Driver Side Speaker	Orange = (+)	White = (-)
Passenger Side Speaker	Green = (+)	Yellow = (-)

Red = 12volt in
 Green = Remote light in
 Black = Ground for light

External Harness for Vehicle Year Break.

87-95:

Drivers Side:	Blue/White = (+)	Blue = (-)
Passenger Side:	Brown/White = (+)	Brown = (-)

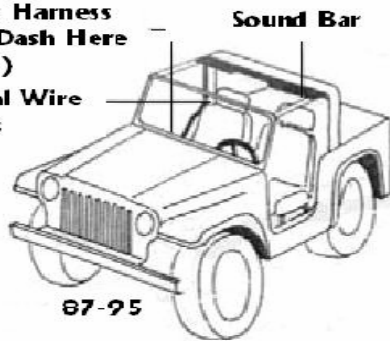
97-06:

Drivers Side:	Brown/White = (+)	Brown = (-)
Passenger Side:	Blue/White = (+)	Blue = (-)

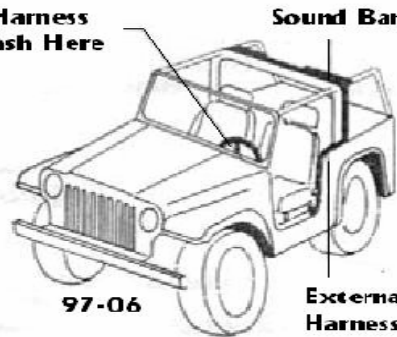
92 -:

Drivers Side:	Brown/Yellow = (+)	Brown/Blue = (-)
Passenger Side:	Bark Blue/White = (+)	Dark Blue = (-)

**Factory Harness
 Under Dash Here
 (step 4)
 External Wire
 Harness**



**Factory Harness
 Under Dash Here
 (step 4)**



**External Wire
 Harness**





LIMITED 90 DAY WARRANTY

Applies to Rugged Ridge by Omix-ada Inc. Products

Rugged Ridge Off Road (the Company) warrants to the original purchaser of this product that should the product or any part thereof, under normal use and conditions, be proven defective in material or workmanship within 90 DAYS from the date of original purchase, such defect(s) will be repaired or replaced or credited at the Company's sole option.

To obtain repair or replacement within the terms of this Warranty, the product is to be delivered with proof of warranty coverage (e.g. Dated bill of sale), specification of defect(s) to the place of purchase or, with prior approval from the Company (Return Authorization Number is required), freight pre-paid to the Company address listed below.

This warranty does not apply to any product or part thereof which, in the opinion of the Company, has suffered or been damaged through alteration, improper installation, mishandling, misuse, neglect, accident or by acts of nature. THE EXTENT OF THE COMPANY'S LIABILITY UNDER THIS WARRANTY IS LIMITED TO THE REPAIR OR REPLACEMENT PROVIDED ABOVE AND, IN NO EVENT, SHALL THE COMPANY'S LIABILITY EXCEED THE PURCHASE PRICE PAID BY PURCHASER FOR THE PRODUCT.

This Warranty is in lieu of all express warranties or liabilities. ANY IMPLIED WARRANTIES, INCLUDING ANY IMPLIED WARRANTY OF MERCHANTABILITY, SHALL BE LIMITED TO THE DURATION OF THIS WRITTEN WARRANTY. ANY ACTION FOR BREACH OF ANY WARRANTY HEREUNDER INCLUDING ANY IMPLIED WARRANTY OF MERCHANTABILITY MUST BE BROUGHT WITHIN THE PERIOD OF 90 DAYS FROM DATE OF ORIGINAL PURCHASE.

IN NO CASE SHALL THE COMPANY BE LIABLE FOR ANY CONSEQUENTIAL OR INCIDENTAL DAMAGES FOR BREACH OF THIS OR ANY OTHER WARRANTY, EXPRESS OR IMPLIED, WHATSOEVER. No person or representative is authorized to assume for the Company any liability other than expressed herein in connection with the sale of this product.

Some States do not allow limitations on how long an implied warranty lasts or the exclusion or limitation of incidental or consequential damage, so the above limitations may not apply to you. This warranty gives you specific legal rights and you may also have other rights, which vary from state to state.

Omix-ada Inc.
460 Horizon Dr. Suite 400
Suwanee, Georgia 30024

