

Quadratec Adventure™ Mirrors for Jeep® vehicles 1955-Current

Installation and Instruction Manual

#13111.0401 (Round Head) and #13111.0400 (Square Head)



CAUTION

READ ALL SAFETY MESSAGES AND UNDERSTAND ALL INSTRUCTIONS AND PROCEDURE NOTICES BEFORE ATTEMPTING TO INSTALL OR USE THIS PRODUCT.

REQUIRED TOOLS:

SAFETY GLASSES
14MM WRENCH
12MM WRENCH
11MM WRENCH

KIT CONTENTS LIST:

MIRROR HEADS & HARDWARE (2 EACH)
MIRROR ARMS (2 EACH)
NYLOC NUTS (2)
NYLON WASHERS (4)
STEEL WASHERS (4)



The Trusted Source




Figure 1

Step One: Remove Doors

Put on safety glasses. Start by removing your Jeep doors and locating the upper door hinge on the driver's side.



Figure 2

Step Two: Install Mirror Arm

Install a metal washer and then a nylon washer onto the threaded end of the mirror arm as shown in Figure 1.

As shown in Figure 2, install the mirror arm into the door hinge and then from the bottom, install another nylon and steel washer, followed by a nyloc nut. Make sure the nylon washers are sandwiched between the steel washers and in contact with the door hinge so as not to damage the paint on the vehicle.



Figure 3



As shown in Figure 3, tighten the Nyloc nut using a 14mm wrench or socket while holding the mirror arm in place. Tighten until the arm is snug in the door hinge but not so tight that it cannot be adjusted.

⚠ CAUTION ⚠

READ ALL SAFETY MESSAGES AND ALWAYS WEAR SAFETY GLASSES WHEN WORKING WITH TOOLS.



The Trusted Source



Step Three: Install Mirror Head

Install the Mirror head depending upon round or square design. Tighten the round mirror head with a 12mm wrench on the bolt head and an 11mm wrench on the mirror barrel. Tighten the square head design with two 12mm wrenches on the jam and acorn nuts.

The tension of the mirror head can be adjusted using the 3 phillips head screws on the backside of the mirror. DO NOT OVER TIGHTEN. The mirror should not be so tight that it cannot be adjusted. Adjust mirror then check and snug all fasteners. Repeat steps for the passenger side mirror.



The Trusted Source

Quadratec® Exclusive Three Year Limited Warranty

Your Quadratec® branded accessories are covered by the following **Limited Warranty** provided exclusively by Quadratec, Inc., 1028 Saunders Lane, West Chester PA 19380.

This **Limited Warranty** is the only warranty made in connection with your purchase. Quadratec neither assumes nor authorizes any vendor, retailer or other person or entity to assume for it any other obligation or liability in connection with this product or **Limited Warranty**. This **Limited Warranty** does not apply and is not cumulative to any accessory or part distributed by Quadratec for which the Manufacturer provides a separate written warranty.

What is Covered: Subject to the terms, exclusions and limitations herein and with respect only to Quadratec branded accessories first sold in the United States, Quadratec warrants to the initial retail purchaser only that your Quadratec accessory shall be free of defects in material and workmanship: **for a period of three (3) years from date of retail purchase.**

This **Limited Warranty** is not assignable and shall terminate upon sale of the vehicle upon which the Quadratec accessory is installed or other transfer third persons.

All other warranties are hereby disclaimed, except to the extent prohibited by applicable law in which case any implied warranty of merchantability or fitness for a particular purpose on this product is limited to 3 year from date of initial retail sale. Quadratec reserves the rights to: (a.) require invoice or other proof your accessory is within the terms of this **Limited Warranty** as a condition of warranty service and, (b.) make future revisions to this product and **Limited Warranty** without prior notice or obligation to upgrade your product.

What is Not Covered:

Your Quadratec **Limited Warranty** does not cover products or parts Quadratec determines to have been damaged by or subjected to:

(a.) installation damage, alteration, modification, combination with other parts, failure to maintain or improper repair or service, (b.) normal wear & tear, cosmetic damage or damage from moisture or water immersion, (c.) Acts of God, accidents, misuse, negligence, inadequate mounting or impact with vehicle(s), obstacles or other aspects of the environment, (d.) theft, vandalism or other intentional damage.

Remedy Limited to Repair/Replacement:
The exclusive remedy provided hereunder shall, upon Quadratec inspection and at Quadratec's option, be either repair or replacement of product or parts (new or refurbished) covered under this Limited Warranty. Customers requesting warranty consideration should first contact Quadratec to obtain a RGA number (610-701-3336). All labor, removal, shipping and installation costs are customer's responsibility.

Other Limitations - Exclusion of Damages - Your Rights Under State Law:

In consideration of the purchase price paid, neither Quadratec nor any independent Quadratec distributor/licensee are responsible for any time loss, rental costs, or for any incidental, consequential, punitive or other damages you may have or incur in connection with any part or product purchased. Your exclusive remedy hereunder for covered parts is repair/replacement as described above.

This **Limited Warranty** gives you specific rights. You may also have other rights that vary from state to state. For example, some states do not allow limitations of how long an implied warranty lasts and /or do not allow the exclusion or limitation of incidental or consequential damages, so the limitations and exclusions herein may not apply to you.

©Quadratec, Inc. 2016. All Rights Reserved.

Part # 12999.9023



The Trusted Source