

Quadratec Soft Door Mirrors Set

Installation and Instruction Manual

#13111.0420 (for 87-95 YJ Wrangler) & #13111.0421 (for 97-06 TJ Wrangler)



⚠ CAUTION ⚠

READ ALL SAFETY MESSAGES AND UNDERSTAND ALL INSTRUCTIONS AND PROCEDURE *NOTICES* BEFORE ATTEMPTING TO INSTALL OR USE THIS PRODUCT.

REQUIRED TOOLS:

SAFETY GLASSES
T40 TORX SCREW DRIVER & SOCKET
12MM WRENCHES (2)
PHILLIPS SCREWDRIVER

KIT CONTENTS LIST:

MIRROR HEADS & HARDWARE (2 EACH)
MIRROR ARMS (2 EACH)
T40 x 5/16 SCREWS (4)
STEEL WASHERS (4)



The Trusted Source



Step One: Remove Hinge Bolts

Put on safety glasses. Locate the two T40 Fasteners on the upper windshield frame (TJ) and (YJ). Remove with a T40 Screwdriver or socket as shown in FIG1.

Step Two: ID Mirror Side

Identify Right & Left Mirror arms. Arms should be marked with a small "R" or "L" sticker. Both arms should point up, and the bolt heads should face up.

Step Three: Install Mirror Bracket

Start with the top screw first. As shown in FIG2, Install the supplied T40 button head cap screws and washers to affix the mirror bracket to the vehicle using a T40 head screwdriver.

Next, thread the bottom screw by hand into the hinge. It may be necessary to partially remove mirror retaining bolt from the arm in order to properly tighten the lower torx screw on the mirror bracket. (FIG3)



READ ALL SAFETY MESSAGES AND ALWAYS WEAR SAFETY GLASSES WHEN WORKING WITH TOOLS.



The Trusted Source



Figure 3

Use a 12mm wrench and socket to remove the nut and lock washer and partially remove the bolt as shown





Figure 4

while tightening the torx screw with and T40 screw driver. Reinstall the lock washer and nut and snug (FIG4).



Step Four: Install Mirror

Install the mirror head using the provided hardware. Use (2) 12mm Wrenches. Mirror head tension can be adjusted using the three phillips head screws on the back side of the mirror heads (FIG6). DO NOT OVER TIGHTEN.

The mirror should not be so tight that it cannot be adjusted. Adjust mirror then check and snug all fasteners. Repeat all steps for the passenger side mirror.




Figure 6



The Trusted Source

Quadratec® Exclusive Three Year Limited Warranty

Your Quadratec® branded accessories are covered by the following **Limited Warranty** provided exclusively by Quadratec, Inc., 1028 Saunders Lane, West Chester PA 19380.

This **Limited Warranty** is the only warranty made in connection with your purchase. Quadratec neither assumes nor authorizes any vendor, retailer or other person or entity to assume for it any other obligation or liability in connection with this product or **Limited Warranty**. This **Limited Warranty** does not apply and is not cumulative to any accessory or part distributed by Quadratec for which the Manufacturer provides a separate written warranty.

What is Covered: Subject to the terms, exclusions and limitations herein and with respect only to Quadratec branded accessories first sold in the United States, Quadratec warrants to the initial retail purchaser only that your Quadratec accessory shall be free of defects in material and workmanship: **for a period of three (3) years from date of retail purchase.**

This **Limited Warranty** is not assignable and shall terminate upon sale of the vehicle upon which the Quadratec accessory is installed or other transfer third persons.

All other warranties are hereby disclaimed, except to the extent prohibited by applicable law in which case any implied warranty of merchantability or fitness for a particular purpose on this product is limited to 3 year from date of initial retail sale. Quadratec reserves the rights to: (a.) require invoice or other proof your accessory is within the terms of this **Limited Warranty** as a condition of warranty service and, (b.) make future revisions to this product and **Limited Warranty** without prior notice or obligation to upgrade your product.

What is Not Covered:

Your Quadratec **Limited Warranty** does not cover products or parts Quadratec determines to have been damaged by or subjected to:

(a.) installation damage, alteration, modification, combination with other parts, failure to maintain or improper repair or service, (b.) normal wear & tear, cosmetic damage or damage from moisture or water immersion, (c.) Acts of God, accidents, misuse, negligence, inadequate mounting or impact with vehicle(s), obstacles or other aspects of the environment, (d.) theft, vandalism or other intentional damage.

Remedy Limited to Repair/Replacement:

The exclusive remedy provided hereunder shall, upon Quadratec inspection and at Quadratec's option, be either repair or replacement of product or parts (new or refurbished) covered under this **Limited Warranty**. Customers requesting warranty consideration should first contact Quadratec to obtain a RGA number (610-701-3336). All labor, removal, shipping and installation costs are customer's responsibility.

Other Limitations - Exclusion of Damages - Your Rights Under State Law:

In consideration of the purchase price paid, neither Quadratec nor any independent Quadratec distributor/licensee are responsible for any time loss, rental costs, or for any incidental, consequential, punitive or other damages you may have or incur in connection with any part or product purchased. Your exclusive remedy hereunder for covered parts is repair/replacement as described above.

This **Limited Warranty** gives you specific rights. You may also have other rights that vary from state to state. For example, some states do not allow limitations of how long an implied warranty lasts and /or do not allow the exclusion or limitation of incidental or consequential damages, so the limitations and exclusions herein may not apply to you.

©Quadratec, Inc. 2014. All Rights Reserved.

Part #12999.9026



The Trusted Source