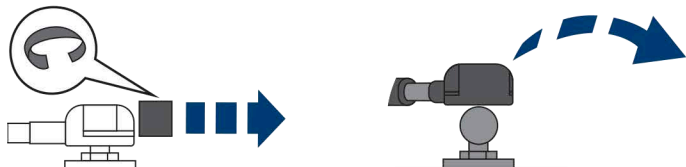


! Attention! If it's needed to remove installed gas strut, disassemble how shown on the picture. Operate with the hood being totally open.



Check vehicle manual

After installation, check the correct operation of all elements.

Jeep Wrangler JK

HOOD GAS STRUTS
Installation Instructions



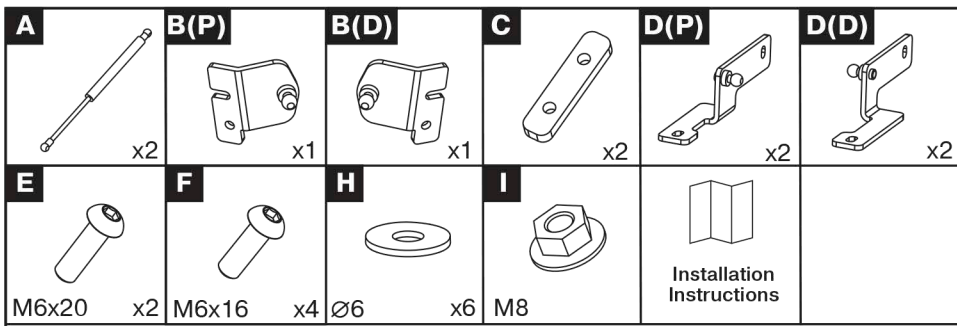
Model year: Jeep Wrangler JK 2007-2018

Part No.: 2A.ST.2703.1

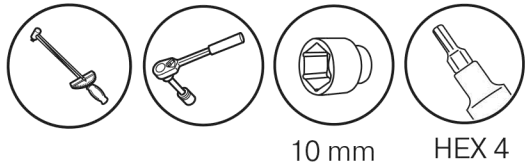
Compatibility: all types

Weight: 2.2 lbs

Installation time: 30 min



Required Tools:



⚠ Attention!

Before installation of gas struts, open the hood and check that there is no additional equipment installed in engine bay which can block installation.

