



# Installation Instructions Front Bumper Approach Roller

Vehicle Application:  
Jeep® Wrangler 2007-2017  
Part Number 44947

## Installation Tips

Before you begin installing your new Front Bumper Approach Roller, please read all the instructions thoroughly.

**WARNING** Do not rely in any way on the components of this product to protect against injury or death in the event of an accident. Never operate the vehicle in excess of manufacturer’s specifications.

Read and follow, precisely, all installation instructions provided when installing this product. Failure to do so may result in a poor fit and could place occupants of the vehicle in a potentially dangerous situation.



## WEAR SEAT BELTS AT ALL TIMES

**CAUTION** Safety glasses should be worn at all times when installing this product.

Tools			Installation Time	Support
 Safety Glasses	 13mm - 16mm 18mm Wrenches	 Socket Wrench	 1-1/2 hours	We're here to help! Go to <a href="http://www.Bestop.com">www.Bestop.com</a> and click on "Contact Us"
		 13mm - 16mm 18mm Sockets	<b>Skill Level</b>  <b>3 - Moderately Difficult</b>	



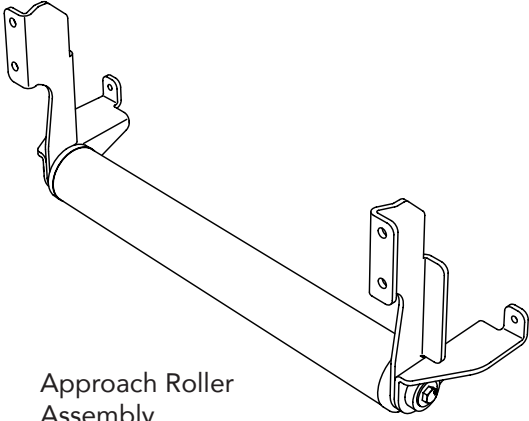
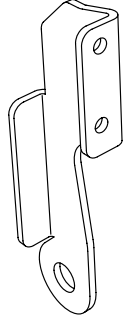
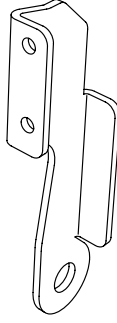
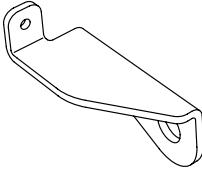

# Installation Instructions

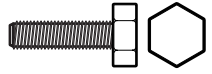

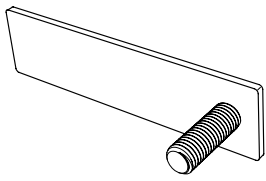
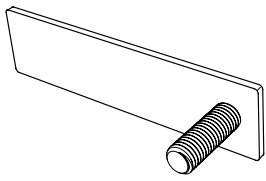


## Front Bumper Approach Roller

Vehicle Application:  
Jeep® Wrangler 2007-2017  
Part Number 44947

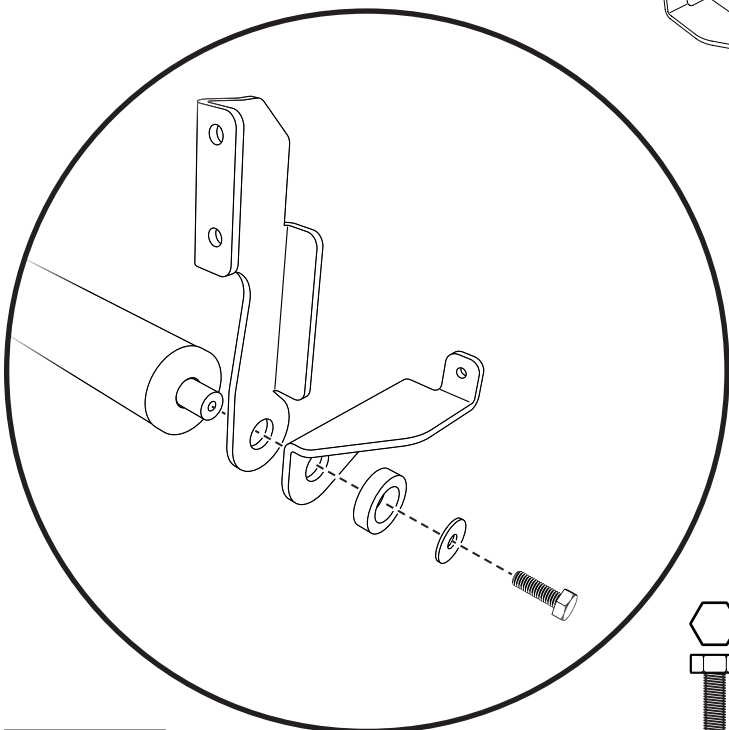
### Parts List

- Required parts for installation

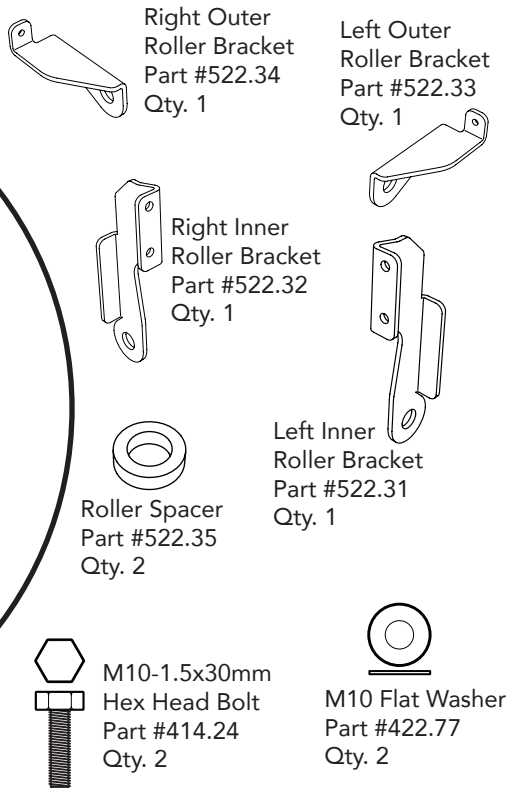
Section 1	Approach Roller; Inner & Outer Roller Brackets				Page 3 of Guide
 Approach Roller Assembly Qty. 1	 Right Inner Roller Bracket Part #522.32 Qty. 1	 Left Inner Roller Bracket Part #522.31 Qty. 1	 Right Outer Roller Bracket Part #522.34 Qty. 1	 Left Outer Roller Bracket Part #522.33 Qty. 1	

Section 1	Fasteners - Some Will Be Pre-Assembled with the Roller		Page 3 of Guide
 M10-1.5x30mm Hex Head Bolt Part #414.24 Qty. 2	 Roller Spacer Part #522.35 Qty. 2	 Stud Bracket Part #527.81 Qty. 2	 M8 Nylon Lock Nut Part #470.06 Qty. 2
 M10 Flat Washer Part #422.77 Qty. 2	These Parts Come Pre-Assembled with the Roller Assembly		 M8 Flat Washer Part #484.93 Qty. 2

<b>Step 1</b>	522.31	522.32	522.33
	522.34	522.35	414.24
			422.77



**Hardware**



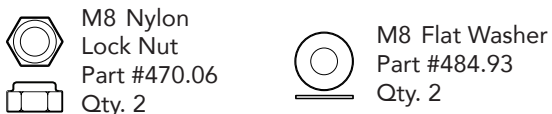
**Step 1**

**Front Bumper must be off the vehicle to perform this installation. The Winch Plate Must Stay attached to the Vehicle.**

Disassemble the Roller Assembly, and re-assemble it with the Inner Roller Brackets #522.31 and #522.32, the Outer Roller Brackets #522.33 and #522.34, the Roller Spacer #522.35, the M10 Flat Washer #422.77, and the M10-1.5x30 Hex Head Bolt #414.24 in this order, from the roller outward.

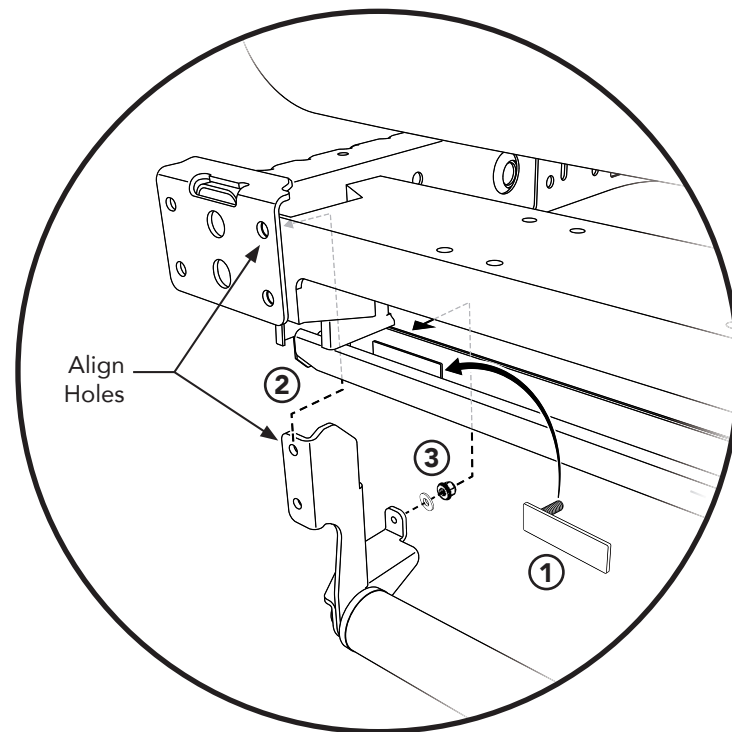
Only tighten the bolts finger tight at this time.

Do this on both ends of the Roller.



**NOTE:**  
**Bumper must be removed from the vehicle (NOT Winch Plate) to perform this installation**

<b>Step 2</b>	527.81	522.34	522.33
---------------	--------	--------	--------

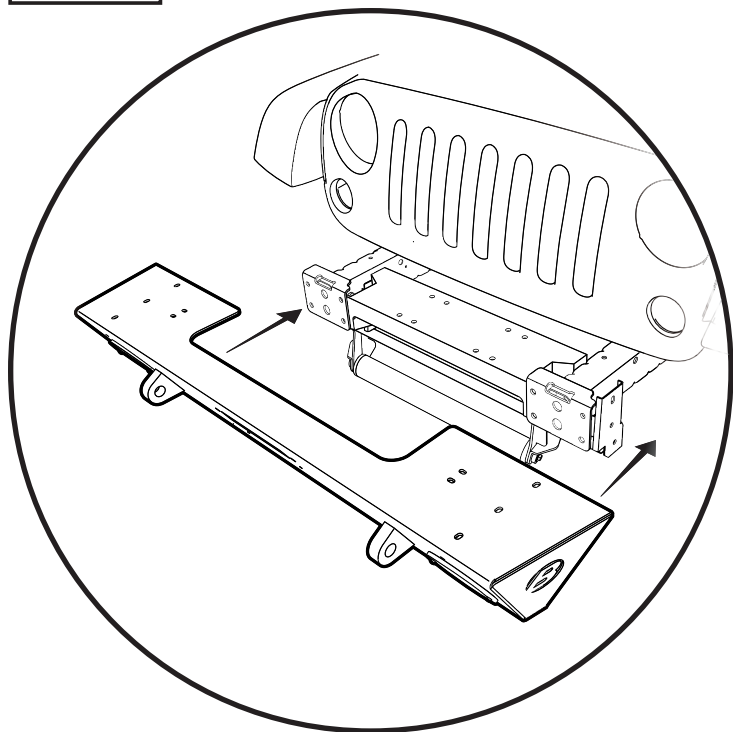
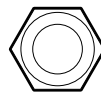


**Step 2**

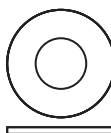
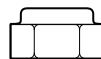
① Place the Stud Brackets #527.81 inside the horizontal vehicle frame member, and insert the stud into the hole at each end of the horizontal frame member.

② Slide the Inner Roller Brackets up and behind the vehicle bumper mounting plates, making sure that the two holes in the Roller Bracket are aligned with the two inboard holes in each mounting plate.

③ Slide the rear tab of the Outer Right and Left Roller Brackets #522.33 and #522.34 onto the studs where they protrude from the back side of the horizontal frame member, and loosely secure the Outer Roller Brackets in place with one (1) M8 Nylon Lock Nut on each stud.

**Step 1****Hardware**

M10 Nylon Lock Nut  
Part #422.76  
Qty. 10



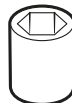
M10 Flat Washer  
Part #422.77  
Qty. 8

**Tools**

Socket Wrench



13mm Socket



16mm Socket

**Step 1**

Re-Attach the Front Bumper. The studs on the inside of the Bumper will fit through the holes in the bumper mounting plates and through the holes in the Inner Roller Brackets.

Use the M10 Nylon Lock Nuts and M10 Flat Washers that you set aside when you removed the Bumper to secure the Bumper to the vehicle frame.

For additional instructions about attaching the Bumper, see the 44945 Installation Guide that came with your Bumper.

Tighten all fasteners at this time.



## Installation Instructions Front Bumper Approach Roller

Vehicle Application:  
Jeep® Wrangler 2007-2017  
Part Number 44947

### LIMITED WARRANTY

We warrant our product to be free from defects in material and workmanship, for the terms specified below, provided there has been normal use and proper maintenance. This warranty applies to the original purchaser only. All remedies under this warranty are limited to the repair or replacement of any item or items found by the factory to be defective within the time period specified. If you have a warranty claim, first you must call our factory at the number below for instructions. You must retain proof of purchase and submit a copy with any items returned for warranty work. Upon completion of warranty work, if any, we will return the repaired or replaced item or items to you freight prepaid. Damage to our products caused by accidents, fire, vandalism, negligence, misinstallation, misuse, Acts of God, or by defective parts not manufactured by us, is not covered under this warranty.

THE WARRANTY TIME PERIOD IS AS FOLLOWS FOR REPLACE-A-TOP™, SAILCLOTH REPLACE-A-TOP™, SUPERTOP®, SUPERTOP® REPLACEMENT SKINS, SUNRIDER®, AND TIGERTOP®: TWO YEARS FROM DATE OF PURCHASE.

THE WARRANTY TIME PERIOD IS AS FOLLOWS FOR ALL OTHER "SOFT GOODS" MANUFACTURED BY OUR COMPANY (USING PRIMARILY VINYL, PLASTICS, AND/OR FOAM): ONE YEAR FROM DATE OF PURCHASE.

THE WARRANTY TIME PERIOD IS AS FOLLOWS FOR ALL OTHER "HARD GOODS" MANUFACTURED BY OUR COMPANY (USING PRIMARILY METALS, PLASTICS, AND/OR FIBERGLASS): ONE YEAR FROM DATE OF PURCHASE.

ANY IMPLIED WARRANTIES OF MERCHANTABILITY AND/OR FITNESS FOR A PARTICULAR PURPOSE CREATED HEREBY ARE LIMITED IN DURATION TO THE SAME DURATION AND SCOPE AS THE EXPRESS WRITTEN WARRANTY. OUR COMPANY SHALL NOT BE LIABLE FOR ANY INCIDENTAL OR CONSEQUENTIAL DAMAGE.

Some states do not allow limitations on how long an implied warranty lasts, or the exclusion or limitation of incidental or consequential damages, so the above limitations or exclusions may not apply to you. This warranty gives you specific legal rights, and you may also have other rights which vary from state to state.

**For further information or request for warranty work, please contact:**

**Bestop Inc. Customer Service**

**Toll-Free: (800)845-3567**

**Main: (303)465-1755**

**E-mail: [csbestop@Bestop.com](mailto:csbestop@Bestop.com)**

**Website: [www.Bestop.com](http://www.Bestop.com)**



## Installation Instructions Front Bumper Approach Roller

Vehicle Application:  
Jeep® Wrangler 2007-2017  
Part Number 44947

### GARANTIE LIMITÉE

Nous garantissons que notre produit est exempt de défauts de matériaux et de fabrication, pour les modalités précisées ci-dessous, pourvu qu'il ait été utilisé de façon normale et entretenu de manière adéquate. Cette garantie s'applique à l'acheteur original seulement. Tous les recours sous cette garantie sont limités à la réparation ou au remplacement de tout article ou articles reconnus par l'usine comme étant défectueux pendant la période de temps spécifiée. Si vous devez faire une réclamation, vous devez d'abord appeler notre usine au numéro ci-dessous pour obtenir des instructions. Vous devez conserver la preuve d'achat et en transmettre une copie avec tous les articles retournés pour réparation sous garantie. À la fin des travaux de garantie, le cas échéant, nous vous retournerons l'article ou les articles réparés ou remplacés en port payé à l'avance. Les dommages à nos produits causés par les accidents, les incendies, le vandalisme, la négligence, une mauvaise utilisation, une mauvaise installation, les cas fortuits ou par des pièces défectueuses qui ne sont pas fabriqués par nous, ne sont pas couverts par cette garantie.

LA PÉRIODE DE GARANTIE EST COMME SUIVANT POUR REPLACE-A-TOP<sup>MC</sup>, SAILCLOTH REPLACE-A-TOP<sup>MC</sup>, SUPERTOP<sup>MD</sup>, LES PEAUX DE RECHANGE SUPERTOP<sup>MD</sup>, SUNRIDER<sup>MD</sup> ET TIGERTOP<sup>MD</sup> : DEUX ANS À COMPTER DE LA DATE D'ACHAT.

LA PÉRIODE DE GARANTIE EST COMME SUIVANT POUR TOUTES LES AUTRES "BIENS DE CONSOMMATION NON DURABLES" FABRIQUÉS PAR NOTRE SOCIÉTÉ ( EN UTILISANT PRINCIPALEMENT DES VINYLES, DES MATIÈRES PLASTIQUES ET/OU DE LA MOUSSE): UN AN À COMPTER DE LA DATE D'ACHAT.

LA PÉRIODE DE GARANTIE EST COMME SUIVANT POUR TOUTES LES AUTRES "BIENS DE CONSOMMATION DURABLES" FABRIQUÉS PAR NOTRE SOCIÉTÉ (EN UTILISANT PRINCIPALEMENT DES MÉTAUX, DES MATIÈRES PLASTIQUES ET/OU DE LA FIBRE DE VERRE): UN AN À COMPTER DE LA DATE D'ACHAT.

TOUTE GARANTIE IMPLICITE DE QUALITÉ MARCHANDE ET/OU D'ADÉQUATION À UN USAGE PARTICULIER CRÉÉ PAR LES PRÉSENTES EST LIMITÉE AUX MÊMES CONDITIONS ET AU MÊME CHAMP D'APPLICATION QUE LA GARANTIE EXPRESSE ÉCRITE. NOTRE SOCIÉTÉ NE SERA PAS TENUE POUR RESPONSABLE POUR TOUT DOMMAGE ACCESSOIRE OU INDIRECT

Certaines provinces et certains territoires n'autorisent pas les limitations sur la durée d'une garantie implicite, ou l'exclusion ou la limitation des dommages accessoires ou indirects, et il se pourrait donc que les limitations ou exclusions susmentionnées ne s'appliquent pas à vous. Cette garantie vous donne des droits légaux spécifiques, et vous pouvez également avoir d'autres droits qui varient d'une province à l'autre et d'un territoire à l'autre.

### GARANTÍA LIMITADA

Garantizamos que nuestro producto estará exento de defectos en materiales y mano de obra durante los plazos que se indican a continuación, siempre que se les dé el uso normal y el mantenimiento adecuado. Esta garantía aplica únicamente al comprador original. Todos los recursos previstos en esta garantía se limitan a la reparación o sustitución de cualquier artículo o artículos que la fábrica determine que efectivamente presentan defectos dentro del período especificado. Si desea presentar una reclamación de garantía, primero debe llamar a nuestra fábrica al número que se indica a continuación para recibir instrucciones. Debe conservar el comprobante de compra y enviar una copia junto con los artículos devueltos para la reparación de garantía. Al término del trabajo de garantía, si lo hubo, devolveremos el o los artículos reparados o sustituidos a su domicilio por flete prepago por usted. Esta garantía no cubre los daños que sufran nuestros productos a causa de accidentes, incendio, vandalismo, negligencia, errores de instalación, mal uso, causas de fuerza mayor o provocados por partes defectuosas que no fabricamos nosotros.

EL PERÍODO DE GARANTÍA DE REPLACE-A-TOP<sup>TM</sup>, SAILCLOTH REPLACE-A-TOP<sup>TM</sup>, SUPERTOP<sup>®</sup>, SUPERTOP<sup>®</sup> REPLACEMENT SKINS, SUNRIDER<sup>®</sup> Y TIGERTOP<sup>®</sup> ES EL SIGUIENTE: DOS AÑOS A PARTIR DE LA FECHA DE COMPRA.

EL PERÍODO DE GARANTÍA PARA TODOS LOS DEMÁS "PRODUCTOS BLANDOS" FABRICADOS POR NUESTRA EMPRESA (EN CUYA FABRICACIÓN SE UTILIZARON SOBRE TODO VINILOS, PLÁSTICOS O ESPUMA) ES EL SIGUIENTE: UN AÑO A PARTIR DE LA FECHA DE COMPRA.

EL PERÍODO DE GARANTÍA PARA TODOS LOS DEMÁS "PRODUCTOS RÍGIDOS" FABRICADOS POR NUESTRA EMPRESA (EN CUYA FABRICACIÓN SE UTILIZARON SOBRE TODO METALES, PLÁSTICOS O FIBRA DE VIDRIO) ES EL SIGUIENTE: UN AÑO A PARTIR DE LA FECHA DE COMPRA.

TODAS LAS GARANTÍAS IMPLÍCITAS DE COMERCIABILIDAD O IDONEIDAD PARA UN FIN ESPECÍFICO QUE AQUÍ SE CREAN SE LIMITAN EXACTAMENTE A LA MISMA DURACIÓN Y ALCANCE QUE LA GARANTÍA EXPLÍCITA ESCRITA. NUESTRA COMPAÑÍA NO SERÁ RESPONSABLE POR NINGÚN DAÑO INCIDENTAL O EMERGENTE.

En algunos estados no se permiten las limitaciones respecto a la duración de las garantías implícitas ni la exclusión o limitación de los daños incidentales o emergentes, por lo que es posible que las anteriores limitaciones o exclusiones no apliquen a usted. Esta garantía le confiere derechos legales específicos, y también puede tener otros derechos, los cuales varían de un estado a otro.

Para obtener más información o solicitar un trabajo de garantía, comuníquese con:

Atención a clientes de Bestop Inc  
Número para llamar sin costo: (800)845-3567  
Conmutador: (303)465-1755  
Courriel : csbestop@Bestop.com  
Sitio web: www.Bestop.com

Pour de plus amples renseignements et demander une réparation, communiquer avec:

Le service à la clientèle Bestop Inc.  
Sans frais : (800)845-3567  
Local: (303)465-1755  
Courriel: csbestop@Bestop.com  
Site Web: www.Bestop.com