

# ORACLE LIGHTING

HIGH POWERED FOG LIGHTS

PART #5846/5847

## INSTALLATION GUIDE

FOR TECH SUPPORT, PLEASE CONTACT US @ 1-800-407-5776

VIDEO INSTALL



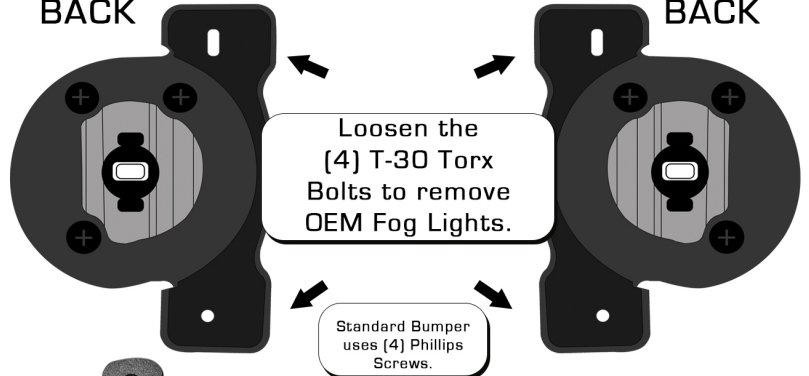
### JEEP JK RUBICON SHOWN



Locate fog light and brackets on the bumper.

DRIVER SIDE  
BACK

PASSENGER SIDE  
BACK



Loosen the (4) T-30 Torx Bolts to remove OEM Fog Lights.

Standard Bumper uses (4) Phillips Screws.



DRIVER SIDE  
FRONT W/BRACKETS

Adapter brackets used for Steel Bumpers.




PASSENGER SIDE  
FRONT W/BRACKETS



Use supplied hardware to attach brackets to fog lights.

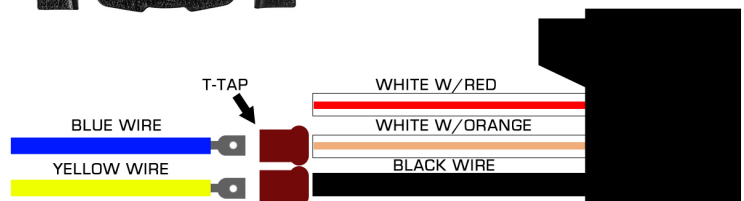
PART# 5134-504  
PLUG & PLAY WIRING  
ADAPTERS  
(SOLD SEPARATELY)



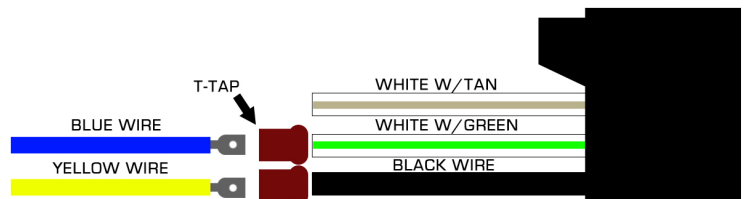
PART#5857-504  
STEEL BUMPER ADAPTER  
BRACKETS(SOLD SEPARATELY)



Wire LED fog lights to factory Parking Light Wiring Harness.



PASSENGER SIDE WIRING



DRIVER SIDE WIRING