


CFE PRODUCTS**MODEL # CA1**

**COLD AIR KIT
JEEP WRANGLER
1997 to 2006**

**INSTALLATION INSTRUCTIONS*****WARNING!!!*****WATER INGESTION IS THE DRIVERS RESPONSIBILITY!**



The air filter element is protected from direct exposure to water and debris; care should be taken not to drive through deep water.

1. Disconnect negative battery cable before starting installation.
2. Loosen the clamp and disconnect the **Air Intake Tube** as shown in figure # 1.
3. Remove the **Air Box** cover and **Air Filter** as shown in figure # 2.
4. Remove the three nuts under the fender that secure the Air Box as shown in figure # 3.
5. Remove the Air Box from vehicle as shown in figure # 4.
6. Loosen the top two bolts that secure the radiator about a 1/4 of an inch as shown in figure # 5, but do not remove.
7. Take the Air Diverter Panel and slide it down between the radiator and the body of the vehicle as shown in figure # 6. It helps to slightly pull the radiator away from the body, so the Air Diverter Panel slips in easily. Push the Air Diverter Panel all the way down and tighten the radiator support bolts. (If your jeep does not have a center radiator support bolt, use the push pin included in your kit.)
8. Remove Air Snorkel from Air Box by rotating a 1/4 turn counter-clockwise as shown in figure # 7.
9. Reinstall Air Box as shown in figure #8.
10. Install new Cold Air Nozzle into Air Box as shown in figure # 9.
When inserting nozzle into the Air Box, new nozzle installs with alignment mark facing up. Then turn clockwise until it stops.
11. Reinstall the Air Filter as shown in figure # 10 . **We strongly recommend putting in a new Air Filter when installing the kit. For maximum performance, the K & N Air Filter works best.**
12. Reinstall the Air Box cover and reattach the Air Intake Tube to the Air Box. figure # 11.
13. Congratulations! Close the hood and go for a ride, figure # 12.

WARNING!!!

WATER INGESTION IS THE DRIVERS RESPONSIBILITY!

The air filter element is protected from direct exposure to water and debris; care should be taken not to drive through deep water.



WARNING!!!

WATER INGESTION IS THE DRIVERS RESPONSIBILITY!

The air filter element is protected from direct exposure to water and debris; care should be taken not to drive through deep water.

