

CFE PRODUCTS
1485 WILMINGTON PIKE
WEST CHESTER PA. 19383

JEEP TJ WRANGLER
SOFT TOP STORAGE SYSTEM
MODEL: STS - 9706



STEP 1: LOCATE STUDS ON GARAGE WALL AND MARK. THE SOFT TOP STORAGE HANGER MUST BE ASSEMBLED BEFORE HANGING ON WALL. [SEE ASSEMBLY INSTRUCTIONS]

STEP 2: AFTER ASSEMBLING STS ASSEMBLY MOUNT TO THE WALL WITH SUPPLIED SCREWS.
 MOUNTING HEIGHT : AT LEAST **60 INCHES** FROM THE FLOOR TO THE BOTTOM ROW OF MOUNTING SCREWS

STEP 3: AFTER MOUNTING SOFT TOP STORAGE SYSTEM TO THE WALL, YOU ARE READY TO HANG YOUR SOFT TOP ASSEMBLY TO BRACKET SHOWN IN PHOTO # 1 & 2. IT HELPS TO HAVE TWO PEOPLE .

SHOWN USING QUADRATEC BILLET SOFT TOP DISCONNECTS.

PART # 11033.10

STRONGLY RECOMMENDED

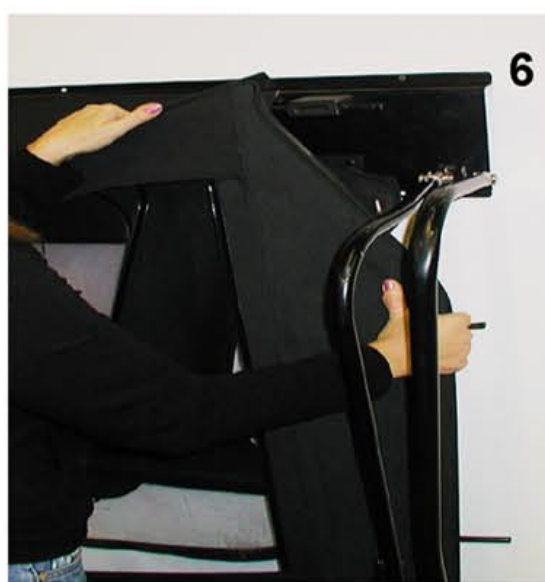

STEP 4: HANG THE REAR WINDOW NEXT, BY SLIDING THE WINDOW BAR INTO BRACKETS AS SHOWN IN PHOTO # 3

STEP 5: HANG THE SIDE WINDOWS NEXT AS SHOWN IN PHOTO # 4 [HANG LOWER WINDOW ON MOUNT FIRST]

STEP 6: SHOWS MOUNTING OF TOP DOOR HALVES USING OPTIONAL BRACKETS. PHOTO # 6

Quadratec part # 91110.900

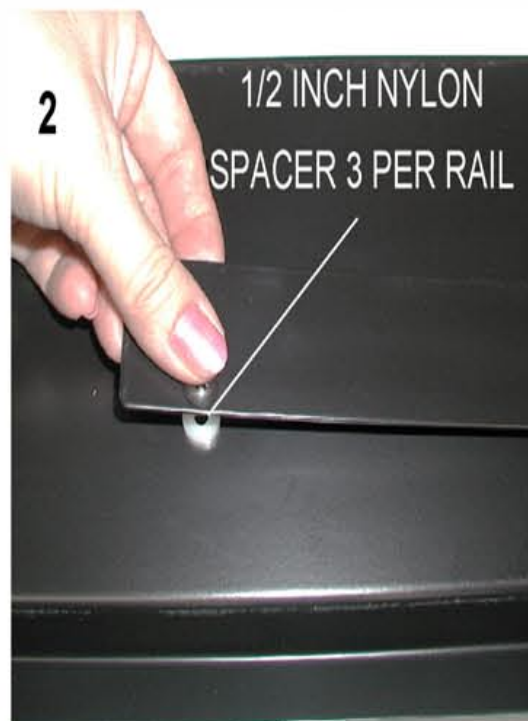
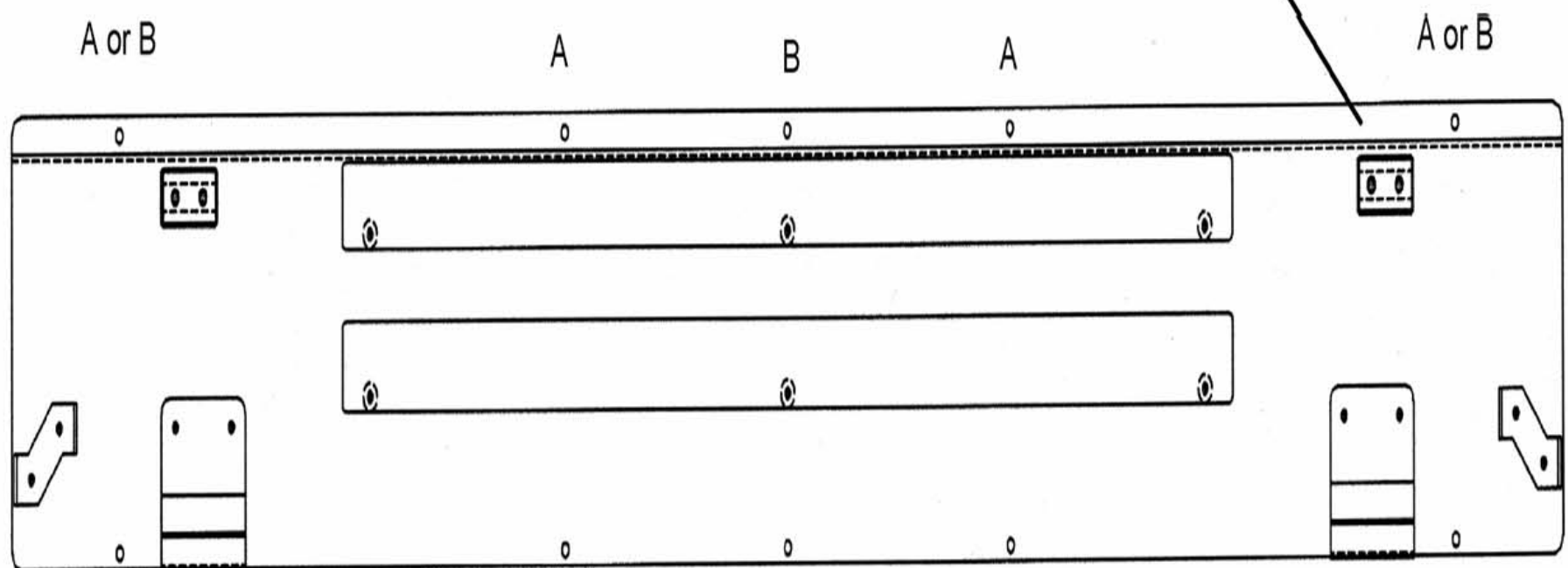
CONGRATULATIONS !
YOU'RE DONE



ANY COMMENTS OR QUESTIONS ? CALL BOB 610-358-1886

USE HOLES MARKED **A** FOR MOUNTING WITH STUDS 16" ON CENTER
 USE HOLES MARKED **B** FOR MOUNTING WITH STUDS 24" ON CENTER
 FASTEN BOTH TOP & BOTTOM ROW OF SCREWS [#12 X 1 1/2" LONG PHILLIPS SCREWS]
 MOUNTING HEIGHT : 60 INCHES FROM FLOOR TO BOTTOM OF MOUNT.

OPTIONAL UPPER DOOR HALF HANGERS
 Quadratec part # 91110.900



ASSEMBLE PARTS IN PHOTOS # 1, 2, 3, WITH 10/32 BLACK SCREWS & 10/32 NYLOCK NUTS AS SHOWN

SOFT TOP STORAGE ASSEMBLY VIEW
MODEL # STS 9706