

CFE PRODUCTS  
CUSTOM JK CB ANTENNA MOUNT & CABLE


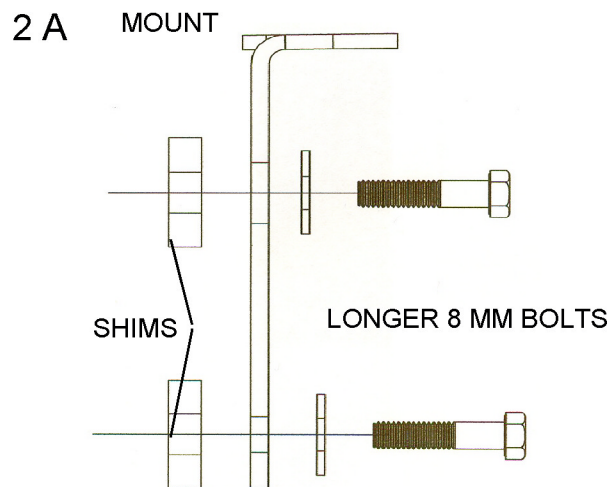


# MODEL # JK ANTMK L


Jeep Wrangler JK 2007 & UP

## INSTALLATION


- 1 REMOVE SPARE TIRE
- 2 REMOVE THE TWO LEFT SIDE UPPER BOLTS THAT HOLD ON THE SPARE TIRE MOUNT, FIG # 1
- 3 INSTALL ANTENNA MOUNT AS SHOWN IN FIG # 2 & 2A. IF YOU HAVE THE FACTORY SPARE TIRE CARRIER, USE THE TWO STAINLESS STEEL SHIMS AND LONGER BOLTS SUPPLIED. IF YOU DO NOT HAVE THE FACTORY SPARE TIRE CARRIER, USE THE TWO NYLON SHIMS, SEE FIG # 2.
4. REMOVE TWO TRIM PIECES FROM TAILGATE AND ROUTE CABLE AS SHOWN IN FIG # 3.
5. IF THERE IS EXTRA CABLE, DO NOT ROLL IT IN A BALL, MAKE LONG LOOPS AND TUCK IT UNDER THE CARPET. COILED UP CABLE CAN ACT LIKE AN INDUCTOR AND EFFECT PERFORMANCE OF YOUR CB.
6. IF YOUR KIT INCLUDES THE ANTENNA, IT IS ALREADY PRE-TUNED AND NEEDS NO FURTHER ADJUSTMENT. ALSO SEE ANTENNA LITERATURE THAT CAME WITH KIT



- 3 RUN CABLE ALONG WITH OTHER WIRES IN HARNESS



2



Questions or Comments ? call CFE PRODUCTS  
@ 610 358 1886 / ASK FOR BOB