

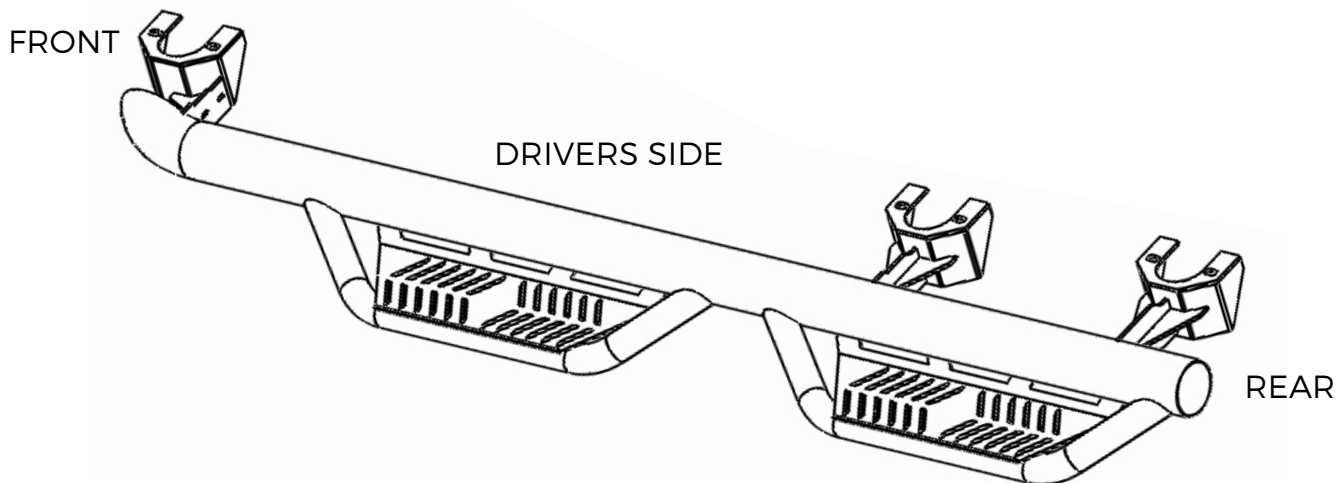
Installation Instructions:

N-Fab Podium Nerf-Steps

HPJ0764-TX / HPJ0764-SS

2007-2016

Jeep Wrangler JK (4Door)



STEP 1:

Identify the driver and passenger bars. The tube is cut flat near the rear tire.



STEP 2:

Each mounting bracket consist of 2 mounting holes. It mounts to the factory body mount.




STEP 3:

On the body mount remove the 2 nuts on either side of the mount.




STEP 4:

Carefully place step into place. Place mounting cup over the body mount washer. Slide upward over the studs. Best to have a assistant to lift and hold board in place.




STEP 5:

Hand tighten all OE nuts to the studs



STEP 6:

Begin tightening nuts in a alternating pattern. **Avoid using power or air tools.** Tighten to 40ft lbs torque to secure the board to the Jeep. Repeat the same procedure to the other side.



N-FAB Inc.

281-880-6322 | 866-806-6322 (Toll Free) | info@n-fab.com | www.n-fab.com