

JEEP REAR BUMPER INSTALLATION

HARDWARE INCLUDED:

4 EACH BACKING PLATES
2 EACH 7/16 X 1-1/4 HEX BOLTS
2 EACH 7/16 FLAT WASHERS
2 EACH 7/16 LOCK WASHERS

8 EACH 3/8 X 1-1/4 HEX BOLTS
8 EACH 3/8 FLAT WASHERS
8 EACH 3/8 LOCK WASHERS

Vehicle Preparation

1. Remove the Factory Bumper or Bumperettes from the vehicle as shown in Figure 1.

Vehicle w/ Factory
Bumper Removed






Figure 1

Insert the (4) Mounting Metal Backing Plates as shown



Mounting
Backing
Plate



PLEASE NOTE:

2" RECEIVER HITCH IS NOT RATED FOR TOWING