




# Installation Instructions

## Soft Protect Window Roll for Jeep® Soft Top Windows Item #13100301



### Parts List:

Window Roll - QTY 1  
Roll Straps - QTY 2

### Required Tools:

Safety Glasses

#### **⚠ WARNING ⚠**

Loss of vehicle control involves risk of death or serious injury, particularly to parts of your body not restrained within vehicle. This product is intended for weather protection only and should not be relied upon to contain occupants in the event of an accident or to protect from either ground contact or falling objects. To reduce risk of accident or injury:

- ALWAYS WEAR SEATBELTS
- Always keep head, arms & body parts within vehicle.
- Fully secure or stow the soft top and/or window protection roll before driving according to instructions. Never try to latch or fold soft top while driving. Do not use if damaged or worn.
- Read and follow all instructions & warnings accompanying this product, in your vehicle owner's manual and Off Road Driving Supplement.

#### **⚠ CAUTION ⚠**

RISK OF EYE INJURY. Safety glasses should be worn at all times while installing or maintaining this product.

### Important Safety information

Your MasterTop Window Storage Roll is intended to store and protect your soft top PVC windows from being damaged. Before installation, please take a moment to review the following safety information and installation instructions. Important safety information is generally preceded by one of three signal words indicating the relative risk of injury. The signal words mean:

#### **⚠ WARNING ⚠**

A hazardous situation which, if not avoided, could result in death or serious injury. You CAN be KILLED or SERIOUSLY HURT if you don't follow instructions.

#### **⚠ CAUTION ⚠**

A hazardous situation which, if not avoided, could result in minor or moderate injury. You CAN be moderately HURT and also may suffer property damage if you don't follow instructions.

#### **NOTICE**

Careful attention is required to this instruction or operation but does generally not relate to personal injury. Damage to your MasterTop product or other property may result if you don't follow instructions.




**Before you begin Installation:**

We are excited that you have chosen the MasterTop Soft Protect Window Storage Roll! This high quality storage solution is designed to provide storage and protection of your soft top PVC windows when they have been removed. Please note that it is important that you become familiar with the installation process of this top by reading the following instruction sheet and warnings thoroughly. Though we have used only the finest materials in creating this cover, any product that is exposed to the elements requires some general maintenance to keep it looking like new. Please see page 3 for these important maintenance tips. Please also note that it is normal for fabric to contract and wrinkle when stored in the shipping carton. In a few days the fabric will relax and wrinkles will disappear.

When unpacking, check to make sure all parts are included.

If any part is missing or broken, please call MasterTop customer service at 720-575-5440.

**Before use of Soft Protect Window Roll:****Threading Straps through Clips:**

Throughout the installation, you will need to thread webbing straps through a clip. Please review the picture above for correct strap routing through the clip. As a rule of thumb, run the strap below and through the sewn side of the clip first and then back down through the end of the clip. Tighten the strap by simply pulling the exposed webbing after threading the strap through the clip.


**MasterTop Soft Protect Window Storage Roll Concept:**

MasterTop created the Soft Protect Window Roll to protect your rear quarter and rear soft top windows when they are removed and still provide a way to conveniently bring them with you if desired. The Window Roll can be used in two different directions: Rolled up on the shorter length to fit behind the rear seat of your Jeep (All Wrangler models) or rolled long ways where they can be stored behind the rear sport bar (87-2006 Wrangler Tops only). This flexibility makes the MasterTop Window Roll unique.

**NOTICE**

Before you proceed, please note the following regarding your PVC soft top windows:

- Keep your windows clean. Using this product with dirty windows will not protect them from micro scratches caused by dirt and grime on the windows incurred while rolling up the windows.
- Clean your windows with mild soap and water or special soft top window glass cleaner before you use the window roll. NEVER wipe your window when dry. You will scratch them!
- NEVER roll your windows in cold weather. The PVC will crack causing permanent damage to your PVC glass.
- This Window roll is designed to be used on rear quarter and rear windows only. Soft upper door windows will not fit in this Window roll.

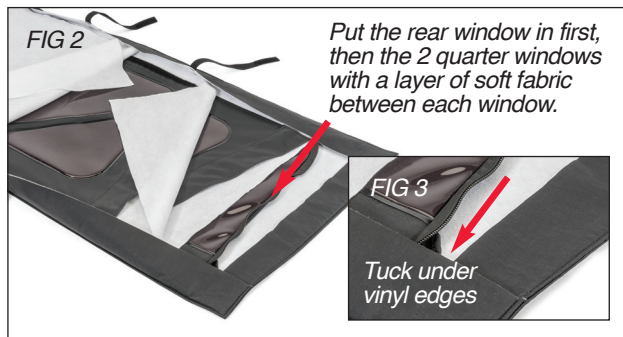
**Proper use of Soft Protect Window Storage Roll:****Step 1:**

Put on safety glasses. Open up Window Roll. Carefully remove your soft top rear quarter and rear windows from your top fabric. Lay the Window Roll down on a dry ground with the bag completely open (See Fig 1). Unhook the two center hook and loop straps and peel back the layers of soft felt exposing the bottom of the roll.

**NOTE:** the extra buckle and straps on the window roll are designed to strap the roll onto the rear roll bar on 87-2006 Jeep Wranglers. If you have an 07-2018 JK Wrangler the extra long straps can be cut off.



## Proper use of Soft Protect Window Storage Roll:



### Step 2:

Carefully place the rear soft top window on the bottom of the window roll with the other layers folded back. Fold down the first layer over the rear window. Place a side quarter window on top of the first layer. Fold the second layer over the window. Finally, take the second rear quarter window and place it on top of the second layer. Put the final soft layer over the top of the final window. Tuck the windows/fabric under the vinyl edges. See Figs 2 & 3



### Step 3:

With the windows and soft fabric tucked under the vinyl, secure the two hook and loop straps across the window roll. At this point you need to determine if you want the Window Roll in a narrow roll or longer roll. This will be determined by where you want to store your windows, and what type/model year of windows you have. Carefully roll the Windows as shown (narrow roll shown) in Fig 4. Attach two securing straps around the rolled up windows by threading the buckle and tightening.

Narrow roll configuration shown.



Wide roll configuration shown.  
(for 87-06 Wrangler soft tops only)

## Care and Maintenance of your MasterTop Soft Protect Window Storage Roll:

Your MasterTop Soft Protect Window Roll is made of the finest materials available but to keep it looking new and for the maximum possible wear, it will need periodic cleaning and basic maintenance. The main threat to your soft top and this bag is pollutants, dirt and grime. By keeping your window roll clean you will prolong the life of your product. We recommend the following to keep your top like new:

### Washing:

The cover fabric should be washed often using a mild soap, warm water and a soft bristle brush. You can also use special soft top cleaners available on our Distributors websites. Make sure that after cleaning you rinse with clear water to remove all traces of soap to avoid residue. Air Dry. Do not put in dryer.

### Water/Fabric:

Rips in the fabric may be repaired with Bondex® iron on patches. Iron the patches to the Inside of the top, carefully following the Bondex® instructions.

### For more information on MasterTop:

This and other helpful product information is available on [www.mastertop.com](http://www.mastertop.com) Please visit our website frequently for product updates and exciting news.





## Limited 3 Year Warranty

Your MasterTop accessory is covered by the following Limited Warranty provided exclusively by MasterTop, Inc., 420 J Corporate Circle, Golden, CO 80401.

This Limited Warranty is the only warranty made in connection with your purchase. MasterTop neither assumes nor authorizes any vendor, retailer or other person or entity to assume for it any other obligation or liability in connection with this product or Limited Warranty. This Limited Warranty does not apply and is not cumulative to any accessory or part distributed by any MasterTop distributor for which the Manufacturer provides a separate written warranty.

**What is Covered:** Subject to the terms, exclusions and limitations herein and with respect only to MasterTop branded accessories first sold in the United States, MasterTop warrants to the initial retail purchaser only that your MasterTop accessory shall be free of defects in material and workmanship; **for a period of 3 years from date of initial retail sale.**

All other warranties are hereby disclaimed, except to the extent prohibited by applicable law in which case any implied warranty of merchantability or fitness for a particular purpose on this product is **limited to 3 years from date of initial retail sale.** MasterTop reserves the rights to: (a.) require invoice or other proof your product is within the terms of this Limited Warranty as a condition of warranty service and, (b.) make future revisions to this product and Limited Warranty without prior notice or obligation to upgrade your product.

**What is Not Covered:** Your MasterTop Limited Warranty does not cover products or parts MasterTop determines to have been damaged by or subjected to: (a.) installation damage, alteration, modification, failure to maintain or attempted repair or service by anyone not authorized by MasterTop, (b.) normal wear and tear, cosmetic damage or damage from water immersion, (c.) Acts of God, accidents, misuse, negligence, inadequate mounting or impact with vehicle(s), obstacles or other aspects of the environment, (d.) theft, vandalism or other intentional damage, (e.) fleet, rental or commercial use, (f.) use in competition or racing.

**Remedy Limited to Repair/Replacement:** The exclusive remedy provided hereunder shall, upon MasterTop inspection and at MasterTop's option, be either repair or replacement of product or parts (new or refurbished) covered under this Limited Warranty. Customers requesting warranty consideration on MasterTop Products should first contact MasterTop to obtain a RGA number (720-575-5440). All labor, removal, shipping and installation costs are customer's responsibility.

### **Other Limitations - Exclusion of Damages - Your Rights Under State Law:**

In consideration of the purchase price paid, neither MasterTop nor any independent MasterTop distributor /licensee are responsible for any time loss, rental costs, or for any incidental, consequential, punitive or other damages you may have or incur in connection with any part or product purchased. Your exclusive remedy hereunder for covered parts is repair/replacement as described above.

This Limited Warranty gives you specific rights. You may also have other rights that vary from state to state. For example, some states do not allow limitations of how long an implied warranty lasts and/or do not allow the exclusion or limitation of incidental or consequential damages, so the limitations and exclusions herein may not apply to you.

©MasterTop, Inc. 2017. All Rights Reserved.  
The term MasterTop is Trademark of MasterTop Inc.

[www.MasterTop.com](http://www.MasterTop.com)

Part #941017.01 Version 3.8.17 LTR

