


# Quadratec® Grille Inserts

Installation Manual: for Jeep Wrangler '07-'18 JK #13131.1050



**Quadratec**

**⚠ WARNING ⚠**

TO REDUCE RISK OF SERIOUS INJURY OR PROPERTY DAMAGE: READ ALL SAFETY MESSAGES AND UNDERSTAND ALL INSTRUCTIONS AND PROCEDURE NOTICES BEFORE ATTEMPTING TO INSTALL OR USE THIS PRODUCT.

**⚠ CAUTION ⚠**

RISK OF EYE INJURY! SAFETY GLASSES MUST BE WORN AT ALL TIMES WHILE INSTALLING OR MAINTAINING THIS PRODUCT.

**A FEW WORDS ABOUT PRODUCT SAFETY:**

Your Quadratec Jeep product is intended to enhance the utility and enjoyment of your off-road capable vehicle. Follow safety information and installation recommendations. Throughout these instructions is important safety information that is generally preceded by one of three signal words indicating the relative risk of injury, property damage or adverse consequence.

The signal words mean:

**⚠ WARNING ⚠**

A HAZARDOUS SITUATION WHICH, IF NOT AVOIDED, COULD RESULT IN DEATH OR SERIOUS INJURY. YOU CAN BE KILLED OR SERIOUSLY HURT IF YOU DON'T FOLLOW INSTRUCTIONS.

**⚠ CAUTION ⚠**

A HAZARDOUS SITUATION WHICH, IF NOT AVOIDED, COULD RESULT IN A MINOR OR MODERATE INJURY. YOU CAN BE MODERATELY HURT AND ALSO MAY SUFFER PROPERTY DAMAGE IF YOU DON'T FOLLOW INSTRUCTIONS.

**NOTICE**

CAREFUL ATTENTION IS REQUIRED TO THIS INSTRUCTION OR OPERATION BUT DOES GENERALLY NOT RELATE TO PERSONAL INJURY. DAMAGE TO YOUR QUADRATEC® PRODUCT OR OTHER PROPERTY MAY RESULT IF YOU DON'T FOLLOW INSTRUCTIONS.


**BEFORE YOU BEGIN INSTALLATION:**

Congratulations on your purchase of Quadratec® Grille Inserts for your Jeep® Wrangler. These custom fit Grille Inserts have been designed for long life and great looks. When unpacking, check to make sure all parts are included and not damaged due to shipping. If any part is missing or broken, please call Customer Service at 800-745-6037 as soon as possible. Thank you again for your purchase and let's start the installation process.

**⚠ CAUTION ⚠**

READ ALL SAFETY MESSAGES AND ALWAYS WEAR SAFETY GLASSES WHEN WORKING WITH TOOLS.

**PARTS & REQUIRED TOOLS**




**REQUIRED TOOLS:**  
Safety Glasses

**KIT CONTENT LIST:**  
A. Grille Inserts with Adhesive (7)



Put on safety glasses. Carefully clean and allow to dry the area around the slots in the grille, including the front most area around each slot. Before peeling adhesive backing, test fit insert into one of the slots. **Take note that the larger, less steep surface will be toward the bottom.** After verifying how the insert should fit, carefully peel the red adhesive backing away from adhesive strips around the outside of the back of an insert. Place the insert into an available slot in the grille, making sure that the insert is centered and aligned as required.

 **Tip:** Use isopropyl alcohol wipes (not included) to clean surface area to be used on grille. This will help cut grime, dirt and buildup to allow the adhesive to bond more securely.



Once insert is in place, hold with consistent, light pressure for 20-30 seconds to allow the adhesive to bond securely. Repeat all steps with each of the remaining inserts. Enjoy the look of your new grille inserts.

# Quadratec® Exclusive Three Year Limited Warranty

Your Quadratec® branded accessories are covered by the following Limited Warranty provided exclusively by Quadratec, Inc., 1028 Saunders Lane, West Chester PA 19380.

This **Limited Warranty** is the only warranty made in connection with your purchase. Quadratec neither assumes nor authorizes any vendor, retailer or other person or entity to assume for it any other obligation or liability in connection with this product or Limited Warranty. This Limited Warranty does not apply and is not cumulative to any accessory or part distributed by Quadratec for which the Manufacturer provides a separate written warranty.

## **What is Covered:**

Subject to the terms, exclusions and limitations herein and with respect only to Quadratec branded accessories first sold in the United States, Quadratec warrants to the initial retail purchaser only that your Quadratec accessory shall be free of defects in material and workmanship: for a period of three (3) years from date of retail purchase.

This **Limited Warranty** is not assignable and shall terminate upon sale of the vehicle upon which the Quadratec accessory is installed or other transfer to third persons.

All other warranties are hereby disclaimed, except to the extent prohibited by applicable law in which case any implied warranty of merchantability or fitness for a particular purpose on this product is limited to three (3) years from date of initial retail sale. Quadratec reserves the rights to: (a.) **require invoice or other proof your accessory is within the terms of this Limited Warranty as a condition of warranty service and, (b.) make future revisions to this product and Limited Warranty without prior notice or obligation to upgrade your product.**

## **What is Not Covered:**

Your Quadratec Limited Warranty does not cover products or parts Quadratec determines to have been damaged by or subjected to: (a.) **installation damage, alteration, modification, combination with other parts, failure to maintain or improper repair or service, (b.) normal wear & tear, cosmetic damage or damage from moisture or water immersion, (c.) Acts of God, accidents, misuse, negligence, inadequate mounting or impact with vehicle(s), obstacles or other aspects of the environment, (d.) theft, vandalism or other intentional damage.**

## **Remedy Limited to Repair/Replacement:**

The exclusive remedy provided hereunder shall, upon Quadratec inspection and at our option, be either repair or replacement of product or parts (new or refurbished) covered under this Limited Warranty. Customers requesting warranty consideration should first contact Quadratec to obtain a RGA number (610-701-3336). All labor, removal, shipping and installation costs are customer's responsibility.

## **Other Limitations - Exclusion of Damages - Your Rights Under State Law:**

In consideration of the purchase price paid, neither Quadratec nor any independent Quadratec distributor/licensee are responsible for any time loss, rental costs, or for any incidental, consequential, punitive or other damages you may have or incur in connection with any part or product purchased. Your exclusive remedy hereunder for covered parts is repair/replacement as described above.

This **Limited Warranty** gives you specific rights. You may also have other rights that vary from state to state. For example, some states do not allow limitations of how long an implied warranty lasts and /or do not allow the exclusion or limitation of incidental or consequential damages, so the limitations and exclusions herein may not apply to you.

©Quadratec, Inc. 2021. All Rights Reserved.  
A4 Version 10/19/2021

Instructions Part #12999.3208

**Quadratec**