


Quadratec® Windshield Header Channel

For '97 - '06 Wrangler TJ Vehicles: #11020.1011



⚠ WARNING ⚠

Loss of vehicle control involves risk of death or serious injury, particularly to parts of your body not restrained within vehicle. This product is intended for weather protection only and should Not be relied upon to contain occupants in the event of an accident or to protect from either ground contact or falling objects. To reduce risk of accident or injury:

- **ALWAYS WEAR SEATBELTS**
- Always keep head, arms & body parts within vehicle.
- Fully secure or stow the fabric top before driving according to instructions. Never try to adjust the fabric top while driving. Do not use if damaged or worn.
- Read and follow all instructions & warnings accompanying this product, in your vehicle owner's manual and Off Road Driving Supplement.

⚠ CAUTION ⚠

RISK OF EYE INJURY. Safety glasses should be worn at all times while installing or maintaining this product.

PARTS LIST:

- A. Windshield Header, Qty 1
- B. Hook Brackets, Qty 2
- C. 5/16" Washers, Qty 2
- D. 5/16" x 1-1/4" Bolt, Qty 2

REQUIRED TOOLS:

- Safety Glasses
- 1/2" Wrench or 1/2" socket & driver



The Trusted Source

Important Safety Information:

Your Quadratec® Windshield Header is intended to be used with other Quadratec Products to increase the fair weather enjoyment of your off-road capable vehicle. Before installation, please take a moment to review the following

safety information and installation instructions. Important safety information is generally preceded by one of three signal words indicating the relative risk of injury.

The signal words mean:

⚠ WARNING ⚠

a hazardous situation which, if not avoided, could result in death or serious injury. You **CAN** be **KILLED** or **SERIOUSLY HURT** if you don't follow instructions.

⚠ CAUTION ⚠

a hazardous situation which, if not avoided, could result in minor or moderate injury. You **CAN** be moderately **HURT** and also may suffer property damage if you don't follow instructions.


NOTICE

Careful attention is required to this instruction or operation but does generally not relate to personal injury. Damage to your Quadratec® product or other property may result if you don't follow instructions.

Before You Begin Installation:


Congratulations on your purchase of the Quadratec Windshield Header Channel. This high quality product is designed to work with several brief top options for fair weather driving.

When unpacking, check to make sure all parts are included. If any part is missing or broken, please call Quadratec Customer Service at 800-745-6037 as soon as possible.



Put on safety glasses. Place the windshield header assembly on top of the rubber seal along the top of the windshield. (FIG 1)

Next, orient one hook bracket into the windshield header assembly placing the hook portion into the cutout in the windshield and lining up the top hole in




the hook bracket with the top hole in the header assembly. Insert the 5/16 x 1-11/4" bolt and one 5/16" washer from the top into the hook bracket securing the hook bracket to the windshield assembly as shown above. Hand Tighten.

Repeat this procedure on the opposite side. (FIG 2)



The Trusted Source



While applying firm forward pressure, tighten the two 5/16" bolts using a 1/2" wrench or socket and driver. For best results tighten one side 3/4 of the way and then tighten the other side 3/4 of the way. Then fully tighten both sides making sure the header is completely secure (the header does not move under pressure). (FIG 3)



Once both bolts are secured, you are now ready to install your Quadratec Bimini Top accessory directly to the attached windshield header. (FIG 4)

⚠ WARNING ⚠

MAKE SURE THE WINDSHIELD HEADER AND INSTALLATION BOLTS ARE FULLY SECURED AND TIGHTENED. FAILURE TO FULLY TIGHTEN THE BOLTS MAY CAUSE THE HEADER TO COME OFF WHILE DRIVING.



Your windshield header channel can be used with several Quadratec products, such as the Bimini Top and the full length Bimini Top Plus for the ultimate in sunny weather driving!



The Trusted Source

Quadraterc® Exclusive Three Year Limited Warranty

Your Quadraterc® branded accessories are covered by the following **Limited Warranty** provided exclusively by Quadraterc, Inc., 1028 Saunders Lane, West Chester PA 19380.

This **Limited Warranty** is the only warranty made in connection with your purchase. Quadraterc neither assumes nor authorizes any vendor, retailer or other person or entity to assume for it any other obligation or liability in connection with this product or **Limited Warranty**. This **Limited Warranty** does not apply and is not cumulative to any accessory or part distributed by Quadraterc for which the Manufacturer provides a separate written warranty.

What is Covered: Subject to the terms, exclusions and limitations herein and with respect only to Quadraterc branded accessories first sold in the United States, Quadraterc warrants to the initial retail purchaser only that your Quadraterc accessory shall be free of defects in material and workmanship: **for a period of three (3) years from date of retail purchase.**

This **Limited Warranty** is not assignable and shall terminate upon sale of the vehicle upon which the Quadraterc accessory is installed or other transfer third persons.

All other warranties are hereby disclaimed, except to the extent prohibited by applicable law in which case any implied warranty of merchantability or fitness for a particular purpose on this product is limited to 3 year from date of initial retail sale. Quadraterc reserves the rights to: (a.) require invoice or other proof your accessory is within the terms of this **Limited Warranty** as a condition of warranty service and, (b.) make future revisions to this product and **Limited Warranty** without prior notice or obligation to upgrade your product.

What is Not Covered:

Your Quadraterc **Limited Warranty** does not cover products or parts Quadraterc determines to have been damaged by or subjected to:

(a.) installation damage, alteration, modification, combination with other parts, failure to maintain or improper repair or service, (b.) normal wear & tear, cosmetic damage or damage from moisture or water immersion, (c.) Acts of God, accidents, misuse, negligence, inadequate mounting or impact with vehicle(s), obstacles or other aspects of the environment, (d.) theft, vandalism or other intentional damage.

Remedy Limited to Repair/Replacement:

The exclusive remedy provided hereunder shall, upon Quadraterc inspection and at Quadraterc's option, be either repair or replacement of product or parts (new or refurbished) covered under this Limited Warranty. Customers requesting warranty consideration should first contact Quadraterc to obtain a RGA number (610-701-3336). All labor, removal, shipping and installation costs are customer's responsibility.

Other Limitations - Exclusion of Damages - Your Rights Under State Law:

In consideration of the purchase price paid, neither Quadraterc nor any independent Quadraterc distributor/licensee are responsible for any time loss, rental costs, or for any incidental, consequential, punitive or other damages you may have or incur in connection with any part or product purchased. Your exclusive remedy hereunder for covered parts is repair/replacement as described above.

This **Limited Warranty** gives you specific rights. You may also have other rights that vary from state to state. For example, some states do not allow limitations of how long an implied warranty lasts and /or do not allow the exclusion or limitation of incidental or consequential damages, so the limitations and exclusions herein may not apply to you.

©Quadraterc, Inc. 2016. All Rights Reserved.
12.13.16 A4 Version

Part #12999.3065



The Trusted Source