



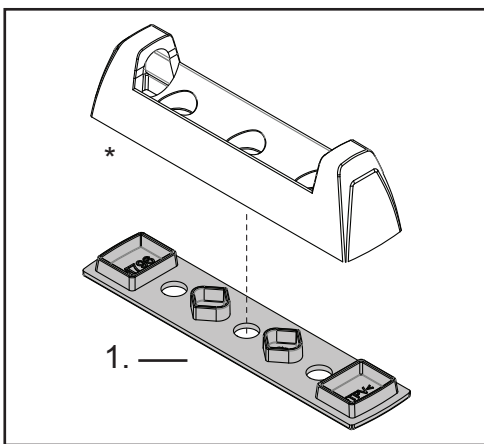
RHINO-RACK

CONTROLLED

QMFK06

***Note:**

RLT600 Parts as separate.
Fix the Quick Mount Rubber Flat Base into the Quick Mount Leg base as shown.



Item	Component Name	Qty	Part No.
1	Quick Mount Rubber Flat Base	4	M796
2	Instructions	1	R770

Issue: 01 Document No: R770 Prepared: Kayle Everett



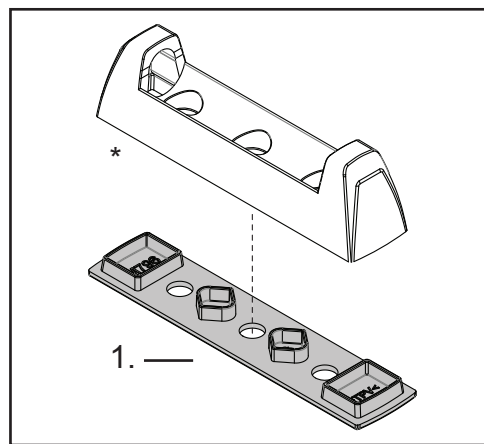
RHINO-RACK

CONTROLLED

QMFK06

***Note:**

RLT600 Parts as separate.
Fix the Quick Mount Rubber Flat Base into the Quick Mount Leg base as shown.



Item	Component Name	Qty	Part No.
1	Quick Mount Rubber Flat Base	4	M796
2	Instructions	1	R770

Issue: 01 Document No: R770 Prepared: Kayle Everett



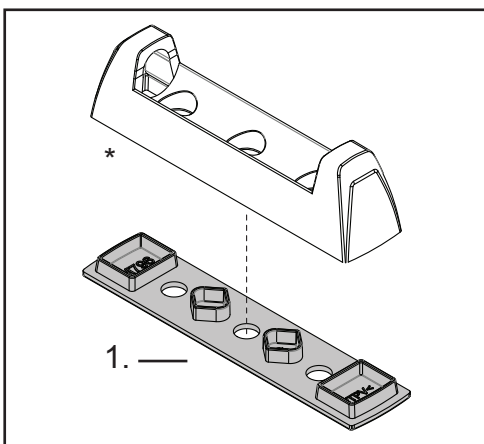
RHINO-RACK

CONTROLLED

QMFK06

***Note:**

RLT600 Parts as separate.
Fix the Quick Mount Rubber Flat Base into the Quick Mount Leg base as shown.



Item	Component Name	Qty	Part No.
1	Quick Mount Rubber Flat Base	4	M796
2	Instructions	1	R770

Issue: 01 Document No: R770 Prepared: Kayle Everett



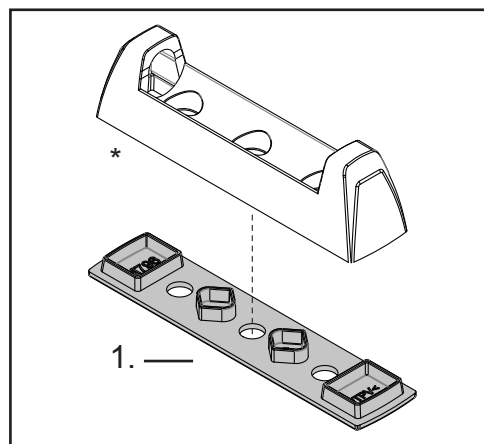
RHINO-RACK

CONTROLLED

QMFK06

***Note:**

RLT600 Parts as separate.
Fix the Quick Mount Rubber Flat Base into the Quick Mount Leg base as shown.



Item	Component Name	Qty	Part No.
1	Quick Mount Rubber Flat Base	4	M796
2	Instructions	1	R770

Issue: 01 Document No: R770 Prepared: Kayle Everett



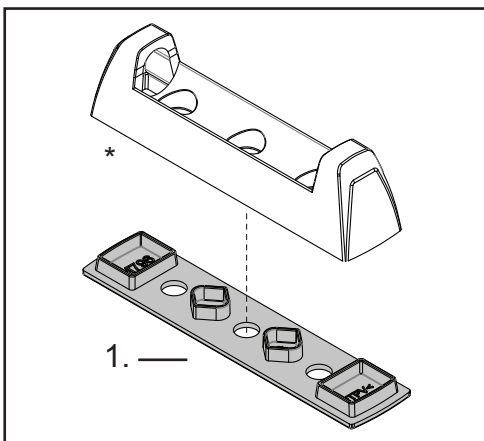
RHINO-RACK

CONTROLLED

QMFK06

***Note:**

RLT600 Parts as separate.
Fix the Quick Mount Rubber Flat Base into the Quick Mount Leg base as shown.



Item	Component Name	Qty	Part No.
1	Quick Mount Rubber Flat Base	4	M796
2	Instructions	1	R770

Issue: 01 Document No: R770 Prepared: Kayle Everett



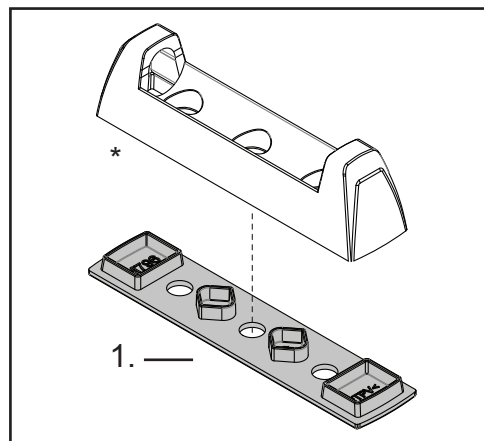
RHINO-RACK

CONTROLLED

QMFK06

***Note:**

RLT600 Parts as separate.
Fix the Quick Mount Rubber Flat Base into the Quick Mount Leg base as shown.



Item	Component Name	Qty	Part No.
1	Quick Mount Rubber Flat Base	4	M796
2	Instructions	1	R770

Issue: 01 Document No: R770 Prepared: Kayle Everett