



# INSTALLATION INSTRUCTIONS

**PART No.**

**KEN30722**

**Jeep® JK Wrangler  
CB Antenna Mount**



## REQUIRED TOOLS

13mm Socket or Wrench  
Ratchet

## KIT CONTAINS

CB Antenna Mount  
M8 x 1.25 x 40mm SS Hex Bolt  
M8 SS Washer  
M8 SS Lock Washer

## QTY

1  
2  
2  
2

KEN3072200



## INSTALLATION INSTRUCTIONS



**PART No.**

**KEN30722**

**Jeep® JK Wrangler  
CB Antenna Mount**


### 1) **INSTALL**

Whether you have an aftermarket backside or factory tire carrier, with a 13mm socket or wrench. Remove the 2 top right bolts, and put them away for future use.



**ENJOY YOUR NEW KENTROL CB ANTENNA MOUNT!!!**

With the mount in hand turn and place the two beveled bolt holes up to the tailgate holes. Using the included hardware and a 13mm socket or wrench, secure the mount into your tailgate. Be sure to not over tighten as it may damage your body.



### 2) **CB ANTENNA INSTALL**

Install your CB antenna into the mount according to the manufacturer's instructions.