



# Running Lamp Wiring Adapter Harness

For 2018 - Current JL Wrangler & JT Gladiator Vehicles: #97109.0925



## PARTS LIST:

Tee Harness - QTY 1  
Fused Pigtail - QTY 2  
Blue Barrel Connectors - QTY 2  
Red Barrel Connectors - QTY 2



## REQUIRED TOOLS:

Safety Glasses  
Wire Strippers / Crimpers  
Heat Gun

## **CAUTION**

**READ ALL SAFETY MESSAGES AND UNDERSTAND ALL INSTRUCTIONS BEFORE ATTEMPTING TO INSTALL THIS PRODUCT. ALWAYS WEAR SAFETY GLASSES DURING INSTALL.**



**The Trusted Source**

**A Few Words About Product Safety:**

Your Running Lamp Adapter Wiring Harness is designed to enhance the function and enjoyment of your off road capable vehicle. Before installation, please take a moment to review the following safety information and

installation instructions. Important safety information is generally preceded by one of three signal words indicating the relative risk of injury.

The signal words mean:

**⚠ WARNING ⚠**

A hazardous situation which, if not avoided, could result in death or serious injury. You CAN be KILLED or SERIOUSLY HURT if you don't follow instructions.

**⚠ CAUTION ⚠**

A hazardous situation which, if not avoided, could result in minor or moderate injury. You CAN be moderately HURT and also may suffer property damage if you don't follow instructions.

**NOTICE**

Careful attention is required to this instruction or operation but does generally not relate to personal injury. Damage to your Quadratec® product or other property may result if you don't follow instructions.

**Before You Begin Installation:**

Congratulations on your purchase of the Quadratec Running Lamp Adapter Wiring Harness for your Jeep® Wrangler.

to shipping. If any part is missing or broken, please call Customer Service at 800-745-6037 as soon as possible.

When unpacking, check to make sure all parts are included and not damaged due

Thank you again for your purchase and let's start the installation process.

**⚠ CAUTION ⚠**

IF YOU ARE NOT FAMILIAR WITH 12V AUTOMOTIVE ELECTRICAL SYSTEMS CONSULT A TRAINED AUTOMOTIVE TECHNICIAN.

**⚠ CAUTION ⚠**

DO NOT EXCEED 250 WATTS MAXIMUM DRAW OR 125 WATTS PER CIRCUIT / PER DEUTSCH CONNECTOR

**⚠ CAUTION ⚠**

DISCONNECT VEHICLE NEGATIVE BATTERY TERMINAL AND REMOVE BOTH FUSES (B & L) FROM ACCESSORY HARNESS BEFORE INSTALLATION.


**⚠ CAUTION ⚠**

MAKE SURE ALL WIRES ARE KEPT AWAY FROM MOVING PARTS OR EXHAUST COMPONENTS. USE THE SUPPLIED CABLE TIES TO SECURE WIRES PROPERLY.



**The Trusted Source**

**Wiring Harness Installation:**



*Put on safety glasses. Locate the drivers side fender flare lamp harness connector by looking from underneath the wheel well. (FIG 1)*



*Slide the red locking tab backwards and disconnect the plug. (FIG 2)*



*Plug in the new Tee harness to each side of the OEM harness until you hear a click and then push the red and gray locking tabs to lock the connections. (FIG 3)*



*Route the two weather tight connectors up to the engine bay for easy access. (FIG 4)*




**The Trusted Source**

**Wiring Harness Installation:**



*Connect the fused pigtail to the desired connector. (FIG 5) The yellow wire is for running lamps such as J-Series light bars. The red wire is for vehicles with daytime running lamps and will have 12 volts when the engine is running.*



*Strip and crimp on the desired size barrel connector to the desired fused pigtail. (FIG 6)*



*On J-Series light bars cut the fused end off and strip the end of the wire. (FIG 7)*



*Connect the black wire from your J-Series light bar to the barrel connector and then used a heat gun to shrink the connector which provides a weather tight seal. (FIG 8)*



**The Trusted Source**

**Example Final Results:**



Narrow Width Bumper #12057.0621 shown installed with the Quadratic Q-Performance Stealth Winch and J5 Light Bar (each sold separately)



Full Width Bumper #12057.0261 Shown installed with the Quadratic Q-Performance Stealth Winch and J3 Light Bar (each sold separately)



**The Trusted Source**

# Quadratec® Exclusive Three Year Limited Warranty

Your Quadratec® branded accessories are covered by the following **Limited Warranty** provided exclusively by Quadratec, Inc., 1028 Saunders Lane, West Chester PA 19380.

This **Limited Warranty** is the only warranty made in connection with your purchase. Quadratec neither assumes nor authorizes any vendor, retailer or other person or entity to assume for it any other obligation or liability in connection with this product or **Limited Warranty**. This **Limited Warranty** does not apply and is not cumulative to any accessory or part distributed by Quadratec for which the Manufacturer provides a separate written warranty.

**What is Covered:** Subject to the terms, exclusions and limitations herein and with respect only to Quadratec branded accessories first sold in the United States, Quadratec warrants to the initial retail purchaser only that your Quadratec accessory shall be free of defects in material and workmanship: **for a period of three (3) years from date of retail purchase.**

This **Limited Warranty** is not assignable and shall terminate upon sale of the vehicle upon which the Quadratec accessory is installed or other transfer third persons.

All other warranties are hereby disclaimed, except to the extent prohibited by applicable law in which case any implied warranty of merchantability or fitness for a particular purpose on this product is limited to 3 year from date of initial retail sale. Quadratec reserves the rights to: (a.) require invoice or other proof your accessory is within the terms of this **Limited Warranty** as a condition of warranty service and, (b.) make future revisions to this product and **Limited Warranty** without prior notice or obligation to upgrade your product.

**What is Not Covered:**  
Your Quadratec **Limited Warranty** does not cover products or parts Quadratec determines to have been damaged by or subjected to:

(a.) installation damage, alteration, modification, combination with other parts, failure to maintain or improper repair or service, (b.) normal wear & tear, cosmetic damage or damage from moisture or water immersion, (c.) Acts of God, accidents, misuse, negligence, inadequate mounting or impact with vehicle(s), obstacles or other aspects of the environment, (d.) theft, vandalism or other intentional damage.

**Remedy Limited to Repair/Replacement:**  
**The exclusive remedy provided hereunder shall, upon Quadratec inspection and at Quadratec's option, be either repair or replacement of product or parts (new or refurbished) covered under this Limited Warranty.** Customers requesting warranty consideration should first contact Quadratec to obtain a RGA number (610-701-3336). All labor, removal, shipping and installation costs are customer's responsibility.

#### **Other Limitations - Exclusion of Damages - Your Rights Under State Law:**

In consideration of the purchase price paid, neither Quadratec nor any independent Quadratec distributor/licensee are responsible for any time loss, rental costs, or for any incidental, consequential, punitive or other damages you may have or incur in connection with any part or product purchased. Your exclusive remedy hereunder for covered parts is repair/replacement as described above.

This **Limited Warranty** gives you specific rights. You may also have other rights that vary from state to state. For example, some states do not allow limitations of how long an implied warranty lasts and /or do not allow the exclusion or limitation of incidental or consequential damages, so the limitations and exclusions herein may not apply to you.

©Quadratec, Inc. 2019. All Rights Reserved.  
7.16.19 A4 Version

Part #12999.3144



**The Trusted Source**