

TJ Windshield Hinge Light Mounting Brackets

For 97-06 Wrangler TJ and Unlimited Vehicles: #12110.0511



PARTS LIST:

Light Mounting Brackets - QTY 2
5/16" Torx Head Bolt w/washer - QTY 4

REQUIRED TOOLS:

Safety Glasses
T40 Torx Bit Socket & Ratchet Driver



Bracket Installation:

Put on Safety Glasses. Starting on the Driver side, locate the two T40 Torx head bolts on the lower front of the windshield hinge and remove using a T40 Torx socket & ratchet.



Install driver side bracket as shown with the supplied 5/16 T40 head bolts and nylon washers.



Tighten the bolts with a T40 Torx bit and ratchet. Install the light on bracket as shown and tighten the hardware.



Repeat all steps for the Passenger side.



Mount lighting of your choice.



The Trusted Source

Quadratec® Exclusive Three Year Limited Warranty

Your Quadratec® branded accessories are covered by the following **Limited Warranty** provided exclusively by Quadratec, Inc., 1028 Saunders Lane, West Chester PA 19380.

This **Limited Warranty** is the only warranty made in connection with your purchase. Quadratec neither assumes nor authorizes any vendor, retailer or other person or entity to assume for it any other obligation or liability in connection with this product or **Limited Warranty**. This **Limited Warranty** does not apply and is not cumulative to any accessory or part distributed by Quadratec for which the Manufacturer provides a separate written warranty.

What is Covered: Subject to the terms, exclusions and limitations herein and with respect only to Quadratec branded accessories first sold in the United States, Quadratec warrants to the initial retail purchaser only that your Quadratec accessory shall be free of defects in material and workmanship: **for a period of three (3) years from date of retail purchase.**

This **Limited Warranty** is not assignable and shall terminate upon sale of the vehicle upon which the Quadratec accessory is installed or other transfer third persons.

All other warranties are hereby disclaimed, except to the extent prohibited by applicable law in which case any implied warranty of merchantability or fitness for a particular purpose on this product is limited to 3 year from date of initial retail sale. Quadratec reserves the rights to: (a.) require invoice or other proof your accessory is within the terms of this **Limited Warranty** as a condition of warranty service and, (b.) make future revisions to this product and **Limited Warranty** without prior notice or obligation to upgrade your product.

What is Not Covered:

Your Quadratec **Limited Warranty** does not cover products or parts Quadratec determines to have been damaged by or subjected to:

(a.) installation damage, alteration, modification, combination with other parts, failure to maintain or improper repair or service, (b.) normal wear & tear, cosmetic damage or damage from moisture or water immersion, (c.) Acts of God, accidents, misuse, negligence, inadequate mounting or impact with vehicle(s), obstacles or other aspects of the environment, (d.) theft, vandalism or other intentional damage.

Remedy Limited to Repair/Replacement:

The exclusive remedy provided hereunder shall, upon Quadratec inspection and at Quadratec's option, be either repair or replacement of product or parts (new or refurbished) covered under this Limited Warranty. Customers requesting warranty consideration should first contact Quadratec to obtain a RGA number (610-701-3336). All labor, removal, shipping and installation costs are customer's responsibility.

Other Limitations - Exclusion of Damages - Your Rights Under State Law:

In consideration of the purchase price paid, neither Quadratec nor any independent Quadratec distributor/licensee are responsible for any time loss, rental costs, or for any incidental, consequential, punitive or other damages you may have or incur in connection with any part or product purchased. Your exclusive remedy hereunder for covered parts is repair/replacement as described above.

This **Limited Warranty** gives you specific rights. You may also have other rights that vary from state to state. For example, some states do not allow limitations of how long an implied warranty lasts and /or do not allow the exclusion or limitation of incidental or consequential damages, so the limitations and exclusions herein may not apply to you.

©Quadratec, Inc. 2015. All Rights Reserved.
5.5.15 LTR Version


Part # 12999.3030



The Trusted Source

Quadratec® Auxillary Light Harness

**Installation Manual: Wiring Harness for
Auxillary Lights and Light Bars #97109.0910**



PARTS LIST:

Wiring Harness - QTY 1
Power Tap Harness - QTY 1
Light Switch - QTY 1
Zip/Cable Ties - QTY 6

REQUIRED TOOLS:

Safety Glasses

⚠ WARNING ⚠

TO REDUCE RISK OF SERIOUS INJURY OR PROPERTY DAMAGE: READ ALL SAFETY MESSAGES AND UNDERSTAND ALL INSTRUCTIONS AND PROCEDURE NOTICES BEFORE ATTEMPTING TO INSTALL OR USE THIS PRODUCT. FOLLOW ALL INSTRUCTIONS AND WARNINGS WITH PRODUCT & VEHICLE OWNERS MANUAL.

⚠ WARNING ⚠

RISK OF EYE INJURY! SAFETY GLASSES MUST BE WORN AT ALL TIMES WHILE INSTALLING OR MAINTAINING THIS PRODUCT.

NOTICE

ALWAYS VERIFY THE LOCATION OF ALL ELECTRICAL COMPONENTS IN YOUR VEHICLES OWNER'S MANUAL. THESE INSTRUCTIONS ARE MEANT AS A GUIDE BUT SOME COMPONENT LOCATIONS AND WIRING CAN VARY BETWEEN VEHICLE PRODUCTION DATES AND MODEL YEARS.



The Trusted Source

A Few Words About Product Safety:

Your wiring harness is intended to enhance the function and visibility of your off road capable vehicle. Before installation, please take a moment to review the following safety information

and installation instructions. Important safety information is generally preceded by one of three signal words indicating the relative risk of injury.

The signal words mean:

⚠ WARNING ⚠

a hazardous situation which, if not avoided, could result in death or serious injury. You **CAN** be **KILLED** or **SERIOUSLY HURT** if you don't follow instructions.

⚠ CAUTION ⚠

a hazardous situation which, if not avoided, could result in minor or moderate injury. You **CAN** be moderately **HURT** and also may suffer property damage if you don't follow instructions.

NOTICE

Careful attention is required to this instruction or operation but does generally not relate to personal injury. Damage to your **Quadratec®** product or other property may result if you don't follow instructions.

Wiring Harness Installation:

⚠ CAUTION ⚠

IF YOU ARE NOT FAMILIAR WITH 12V AUTOMOTIVE ELECTRICAL SYSTEMS CONSULT A TRAINED AUTOMOTIVE TECHNICIAN.

⚠ CAUTION ⚠

DO NOT EXCEED 250 WATTS MAXIMUM DRAW OR 125 WATTS PER CIRCUIT / PER DEUTSCH CONNECTOR

⚠ CAUTION ⚠

DISCONNECT VEHICLE NEGATIVE BATTERY TERMINAL AND REMOVE BOTH FUSES (B & L) FROM ACCESSORY HARNESS BEFORE INSTALLATION.

⚠ CAUTION ⚠

MAKE SURE ALL WIRES ARE KEPT AWAY FROM MOVING PARTS OR EXHAUST COMPONENTS. USE THE SUPPLIED CABLE TIES TO SECURE WIRES PROPERLY.

Before you begin installation, put on safety glasses. Disconnect vehicle negative battery cable and both fuses (B & L) from this harness before installation.

Run the yellow trigger wire (D) along the firewall and pass it through the firewall on the drivers side. Use the supplied zip ties (E) to secure the wire.

Connect the positive lead (A) on the harness to the positive terminal of your battery. This is the lead on the harness that has the 30/40amp fuse holder.

Run the leads with Deutsch connectors (F) to the desired light mounting locations. (hood, bumper, windshield hinge mount, etc)


Secure the harness relay (C) to the firewall of the vehicle. On many models the post that secures the factory wiring harness can be used.

Locate a desired mounting location for the switch (G) inside the vehicle. The switch can be used with or without the included mounting plate.



The Trusted Source

Wiring Harness Installation:




HARNES COMPONENTS

- | | | |
|-----------------------------|----------------------------|-----------------------------------|
| A.) Positive Lead | E.) Zip/Cable Ties - QTY 6 | I.) Brown Power Tap (Ground) Wire |
| B.) 30/40 Amp Fuse & Holder | F.) Deutsch Connectors | J.) Red Power Tap (Positive) Wire |
| C.) Harness Relay | G.) Control Switch | K.) Negative Lead |
| D.) Yellow (Trigger) Wire | H.) Tap Harness | L.) 5 Amp Fuse & Holder |

A 12mm hole can be drilled in an interior panel to mount the switch directly to it using the supplied plastic jam nut.

Locate the vehicle's ignition on 12v power outlet (cigarette lighter). Connect the tap harness (H) in-line with the vehicle power outlet harness.



Connect the wires to the interior switch (G) as shown : (I) brown (ground/earth) to the top post. Yellow (D) (trigger wire) to the center post. Red (J) (positive from outlet harness) to the lower post.

Connect the vehicle negative battery cable and negative (ground/earth) connection from the accessory harness to the negative battery terminal.

Connect the Deutsch connectors to your lights. Replace both fuses (B and L) on the accessory harness, switch on the vehicle ignition and test the system.

Visit www.quadratec.com for more information. Search for: **97109.0910**



The Trusted Source

Quadratic® Exclusive Three Year Limited Warranty

Your Quadratic® branded accessories are covered by the following **Limited Warranty** provided exclusively by Quadratic, Inc., 1028 Saunders Lane, West Chester PA 19380.

This **Limited Warranty** is the only warranty made in connection with your purchase. Quadratic neither assumes nor authorizes any vendor, retailer or other person or entity to assume for it any other obligation or liability in connection with this product or **Limited Warranty**. This **Limited Warranty** does not apply and is not cumulative to any accessory or part distributed by Quadratic for which the Manufacturer provides a separate written warranty.

What is Covered: Subject to the terms, exclusions and limitations herein and with respect only to Quadratic branded accessories first sold in the United States, Quadratic warrants to the initial retail purchaser only that your Quadratic accessory shall be free of defects in material and workmanship: **for a period of three (3) years from date of retail purchase.**

This **Limited Warranty** is not assignable and shall terminate upon sale of the vehicle upon which the Quadratic accessory is installed or other transfer third persons.

All other warranties are hereby disclaimed, except to the extent prohibited by applicable law in which case any implied warranty of merchantability or fitness for a particular purpose on this product is limited to 3 year from date of initial retail sale. Quadratic reserves the rights to: (a.) require invoice or other proof your accessory is within the terms of this **Limited Warranty** as a condition of warranty service and, (b.) make future revisions to this product and **Limited Warranty** without prior notice or obligation to upgrade your product.

What is Not Covered:
Your Quadratic **Limited Warranty** does not cover products or parts Quadratic determines to have been damaged by or subjected to:

(a.) installation damage, alteration, modification, combination with other parts, failure to maintain or improper repair or service, (b.) normal wear & tear, cosmetic damage or damage from moisture or water immersion, (c.) Acts of God, accidents, misuse, negligence, inadequate mounting or impact with vehicle(s), obstacles or other aspects of the environment, (d.) theft, vandalism or other intentional damage.

Remedy Limited to Repair/Replacement:
The exclusive remedy provided hereunder shall, upon Quadratic inspection and at Quadratic's option, be either repair or replacement of product or parts (new or refurbished) covered under this **Limited Warranty**. Customers requesting warranty consideration should first contact Quadratic to obtain a RGA number (610-701-3336). All labor, removal, shipping and installation costs are customer's responsibility.

Other Limitations - Exclusion of Damages - Your Rights Under State Law:

In consideration of the purchase price paid, neither Quadratic nor any independent Quadratic distributor/licensee are responsible for any time loss, rental costs, or for any incidental, consequential, punitive or other damages you may have or incur in connection with any part or product purchased. Your exclusive remedy hereunder for covered parts is repair/replacement as described above.

This **Limited Warranty** gives you specific rights. You may also have other rights that vary from state to state. For example, some states do not allow limitations of how long an implied warranty lasts and /or do not allow the exclusion or limitation of incidental or consequential damages, so the limitations and exclusions herein may not apply to you.

©Quadratic, Inc. 2015. All Rights Reserved.
5.20.15 LTR Version

Part #12999.3035



The Trusted Source