



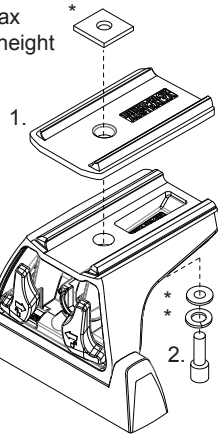
RHINO-RACK

CONTROLLED

QMVA05

Item	QMVA05	Qty	Part No.
1	Quick Mount VA 5mm Spacer	2	M760
2	M6x25 Socket HD Cap Screw	2	B039
3	Instructions	1	R564

Note: Max Spacer height 30mm



Quick Mount Spacers can be combined to achieve a desired height.

- 5mm
- 10mm
- 15mm
- 20mm
- 25mm

*Fix the Quick Mount Spacer to the Leg using the hardware in the leg kit. The bolts found in the spacer kit will replace the original in the leg kit.

Issue: 02 Document No: R564 Prepared: Kayle Everett



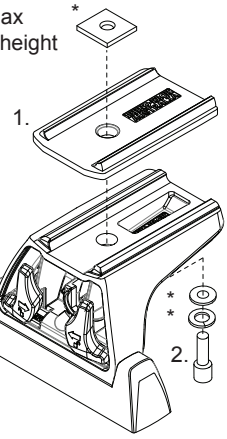
RHINO-RACK

CONTROLLED

QMVA05

Item	QMVA05	Qty	Part No.
1	Quick Mount VA 5mm Spacer	2	M760
2	M6x25 Socket HD Cap Screw	2	B039
3	Instructions	1	R564

Note: Max Spacer height 30mm



Quick Mount Spacers can be combined to achieve a desired height.

- 5mm
- 10mm
- 15mm
- 20mm
- 25mm

*Fix the Quick Mount Spacer to the Leg using the hardware in the leg kit. The bolts found in the spacer kit will replace the original in the leg kit.

Issue: 02 Document No: R564 Prepared: Kayle Everett



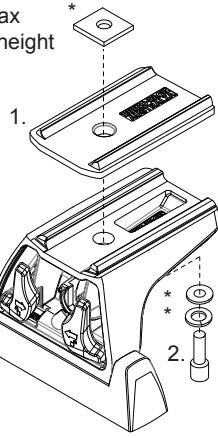
RHINO-RACK

CONTROLLED

QMVA05

Item	QMVA05	Qty	Part No.
1	Quick Mount VA 5mm Spacer	2	M760
2	M6x25 Socket HD Cap Screw	2	B039
3	Instructions	1	R564

Note: Max Spacer height 30mm



Quick Mount Spacers can be combined to achieve a desired height.

- 5mm
- 10mm
- 15mm
- 20mm
- 25mm

*Fix the Quick Mount Spacer to the Leg using the hardware in the leg kit. The bolts found in the spacer kit will replace the original in the leg kit.

Issue: 02 Document No: R564 Prepared: Kayle Everett



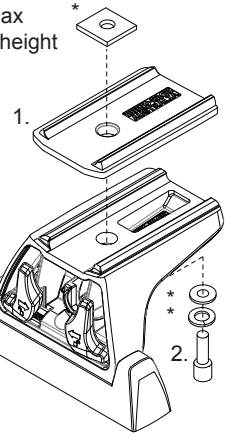
RHINO-RACK

CONTROLLED

QMVA05

Item	QMVA05	Qty	Part No.
1	Quick Mount VA 5mm Spacer	2	M760
2	M6x25 Socket HD Cap Screw	2	B039
3	Instructions	1	R564

Note: Max Spacer height 30mm



Quick Mount Spacers can be combined to achieve a desired height.

- 5mm
- 10mm
- 15mm
- 20mm
- 25mm

*Fix the Quick Mount Spacer to the Leg using the hardware in the leg kit. The bolts found in the spacer kit will replace the original in the leg kit.

Issue: 02 Document No: R564 Prepared: Kayle Everett



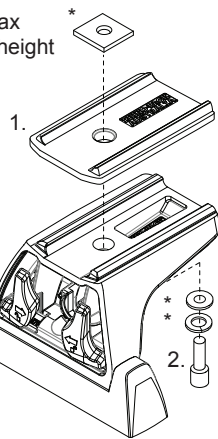
RHINO-RACK

CONTROLLED

QMVA05

Item	QMVA05	Qty	Part No.
1	Quick Mount VA 5mm Spacer	2	M760
2	M6x25 Socket HD Cap Screw	2	B039
3	Instructions	1	R564

Note: Max Spacer height 30mm



Quick Mount Spacers can be combined to achieve a desired height.

- 5mm
- 10mm
- 15mm
- 20mm
- 25mm

*Fix the Quick Mount Spacer to the Leg using the hardware in the leg kit. The bolts found in the spacer kit will replace the original in the leg kit.

Issue: 02 Document No: R564 Prepared: Kayle Everett



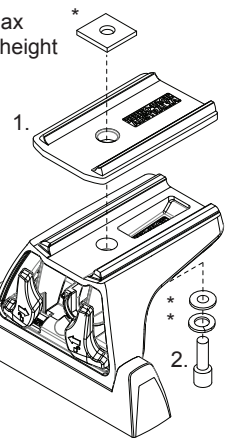
RHINO-RACK

CONTROLLED

QMVA05

Item	QMVA05	Qty	Part No.
1	Quick Mount VA 5mm Spacer	2	M760
2	M6x25 Socket HD Cap Screw	2	B039
3	Instructions	1	R564

Note: Max Spacer height 30mm



Quick Mount Spacers can be combined to achieve a desired height.

- 5mm
- 10mm
- 15mm
- 20mm
- 25mm

*Fix the Quick Mount Spacer to the Leg using the hardware in the leg kit. The bolts found in the spacer kit will replace the original in the leg kit.

Issue: 02 Document No: R564 Prepared: Kayle Everett